


Social Spaces

Designer Furniture



CONTENT



2	Intro
8	Soft Seating
72	Acoustic Solutions
108	Room Dividers
124	Collaborative Working
144	Multi-purpose Tables
160	Meeting Spaces
190	Workstations
210	Seating
250	Project Support

BRITISH DESIGN & MANUFACTURING



2

Social Spaces products are designed and manufactured in the UK. Every piece of furniture in our Social Spaces range is made to order, with skilled precision and rigorous attention to detail. Our key industry knowledge and experience drives the highest levels of product quality, using the latest technology and high-grade materials that minimise any environmental impact and comply with UK and European quality standards.

Modern office environments call for stylish design in every aspect of their specification and our Social Spaces product portfolio is more diversified than ever with unique product offerings that offer all the good looks and aesthetic choices to satisfy the latest trends and the most enduring designs. Transform the office environment into a modern, multi-functional workspace where people can meet, relax or dine in comfort.



3

Our in-house product design team have a passion for office furniture, creating original, individual pieces and ranges to enhance any workplace. We design and make intelligent products that are manufactured to meet real needs of the office furniture industry, and whose life span is appropriate to their use. We're committed to bringing our clients unique product offerings that are sought after for their compelling design, superior quality, and exceptional value.



WORK SPACES



The wellbeing of employees in the workplace is becoming more vital, and office furniture can play a huge part in help to keep people happy and healthy when they're working. The most productive employees are those who feel at home when they're in the workplace. Companies that don't provide workers with the types of spaces they need to manage the demands of work will find this can have a negative impact on employee wellbeing.

The workplace has always been more than just a place to work. The most effective and modern office spaces are characterised by division into different zones that support employees as they perform particular tasks. An office should be adjusted to employees, not the other way round. A good solution to each of these problems is the right office space arrangement combined with the right choice of functional furniture solutions.

Multi-functional work spaces are all about large areas and open spaces that provide plenty of room for movement and versatile seating arrangements. In the long-term, multi-functional spaces will be the reason why people enjoy coming into the office. These are the spaces where people can work according to their own needs and preferences and interact with the people around them to feel part of a community.

1
Working
spaces



2
Private
spaces



3
Concentrating
spaces



4
Waiting
spaces



5
Creative
spaces



6
Meeting
spaces



7
Social
spaces



8
Dining
spaces



SERVICE & SUPPORT



The look of your workplace can play a very important role in the success of the company. Having an aesthetically pleasing office can help with attracting customers and retaining top talent. You need to consider furniture that can match the aesthetic you are trying to achieve. Consideration for the finishes and fabrics used in your furniture will help make matching your look and feel for your office easier.

Our in-house team of space planners and design experts can analyse your room, suggest the perfect furniture solutions for your space, and make recommendations on what fabrics will work the best for your business, with mood boards and photo-realistic static visuals. We will also evaluate your current and future office needs. Our goal is to create an interior that improves the office workflow, efficiency and amenities for your workplace, and that looks good too.

We can retro-fit your existing products, re-design your spaces, and help you re-imagine your new normal. Whatever that looks like, we will work with you to make sure your employees feel welcome, inspired, and are comfortable in their place of work. Contact our team today to find out more!

SOFT SEATING


Upholstered soft seating helps to create relaxed working environments where people can go for some time away from their desk, meet and collaborate or bring their laptop with them to work away from the distractions of phones and colleagues. An extensive range of fabrics and finishes can add style, colour and interest by creating a relaxed and unique, fully co-ordinated look, perfect for social spaces, working hot spots or for use in a reception area.



- 10 Tilly
- 16 Alban
- 22 Encore²
- 34 Nera
- 40 Figaro
- 46 Shout
- 50 Juna
- 54 Jude
- 58 Joss
- 62 Groove
- 66 Lyric

TILLY

Tilly is a family of components that can easily be crafted together to create formal or informal settings that support today's work-play-gather environments. Luxurious, elegant and classic, the smooth lines and inspiring colour combinations make Tilly more of an artwork than a piece of furniture. The comfortable seat and separate backrest are incorporated in high sides that can play the role of screens and meet the needs of private communication.





TY-LBS1

Low back single seater sofa

Width **1100** • Depth **700** • Height **900**

Fabric bands					
A	B	C	D	E	F
N/A	£2100	£2200	£2300	£2500	£2700



TY-LBS2

Low back two seater sofa

Width **1700** • Depth **700** • Height **900**

Fabric bands					
A	B	C	D	E	F
N/A	£2700	£2800	£2900	£3100	£3300



TY-HBS1

High back single seater sofa

Width **1100** • Depth **700** • Height **1250**

Fabric bands					
A	B	C	D	E	F
N/A	£2600	£2700	£2800	£3000	£3200



TY-HBS2

High back two seater sofa

Width **1700** • Depth **700** • Height **1250**

Fabric bands					
A	B	C	D	E	F
N/A	£3300	£3400	£3500	£3700	£3900





TY-B2L

Low back two person meeting booth

Width **2250** • Depth **1100** • Height **900**

Fabric bands					
A	B	C	D	E	F
N/A	£4500	£4600	£4800	£5000	£5400



TY-B4L

Low back four person meeting booth

Width **2250** • Depth **1700** • Height **900**

Fabric bands					
A	B	C	D	E	F
N/A	£5600	£5700	£5900	£6100	£6500



TY-B2H

High back two person meeting booth

Width **2250** • Depth **1100** • Height **1250**

Fabric bands					
A	B	C	D	E	F
N/A	£5600	£5700	£5900	£6100	£6500



TY-HBS2

High back four person meeting booth

Width **2250** • Depth **1700** • Height **1250**

Fabric bands					
A	B	C	D	E	F
N/A	£6700	£6800	£7000	£7200	£7700



ALBAN

Add style, colour and interest to any office space with the Alban soft seating range, designed to provide the perfect solution to small and large breakout and reception areas. With so many seating designs and fabrics available, Alban will bring a touch of modernism to any office and keep both employees and customers content by offering them a relaxing zone they can appreciate away from their desks.





ALBAN03-LOW

Low back three seater sofa

Width 2050 • Depth 800 • Height 730

Fabric bands					
A	B	C	D	E	F
£1600	£1700	£1800	£2000	£2200	£2400



ALBAN01-LOW

Low back single seater sofa

Width 985 • Depth 800 • Height 730

Fabric bands					
A	B	C	D	E	F
£1000	£1100	£1200	£1300	£1500	£1700



ALBAN02-LOW

Low back two seater sofa

Width 1700 • Depth 800 • Height 730

Fabric bands					
A	B	C	D	E	F
£1300	£1400	£1500	£1700	£1900	£2100



ALBAN03-HIGH

High back three seater sofa

Width 2050 • Depth 800 • Height 1250

Fabric bands					
A	B	C	D	E	F
£2300	£2400	£2500	£2700	£2900	£3100



ALBAN01-HIGH

High back single seater sofa

Width 985 • Depth 800 • Height 1250

Fabric bands					
A	B	C	D	E	F
£1600	£1700	£1800	£2000	£2200	£2400




ALBAN02-HIGH

High back two seater sofa

Width 1700 • Depth 800 • Height 1250

Fabric bands					
A	B	C	D	E	F
£1900	£2000	£2100	£2300	£2500	£2700





ALB06

Six person meeting booth

Width 2400 • Depth 2050 • Height 1250

Fabric bands					
A	B	C	D	E	F
£5500	£5600	£5700	£5900	£6100	£7000



PTN-1T-K

Proton power module
£330

EXTRAS



TV-BRACKET

TV bracket
£53



ALB02

Two person meeting booth

Width 2400 • Depth 985 • Height 1250

Fabric bands					
A	B	C	D	E	F
£4000	£4100	£4200	£4400	£4600	£5100



ALB04

Four person meeting booth

Width 2400 • Depth 1700 • Height 1250

Fabric bands					
A	B	C	D	E	F
£5000	£5100	£5200	£5400	£5600	£6500



ENCORE²

Encore² is a distinctively elegant soft seating solution that is high in quality and unique in design. The clean, modern lines of the seating, available with high and low backs, give Encore² a contemporary look that will suit many open plan offices, creating a fun yet practical work space which will inspire employees and collaborations to a new level of function and sophistication.





ENC03L

Low back three seater sofa

Width 1990 • Depth 730 • Height 920

Fabric bands						
	A	B	C	D	E	F
-MF	£1900	£2000	£2100	£2300	£2500	£2700
-WF	£2200	£2300	£2400	£2600	£2800	£3000



ENC03H

High back three seater sofa

Width 1990 • Depth 730 • Height 1270

Fabric bands						
	A	B	C	D	E	F
-MF	£2100	£2200	£2300	£2500	£2700	£3100
-WF	£2400	£2500	£2600	£2800	£3000	£3400



ENC01L

Low back single seater sofa

Width 790 • Depth 730 • Height 920

Fabric bands						
	A	B	C	D	E	F
-MF	£1300	£1400	£1500	£1600	£1700	£1900
-WF	£1600	£1700	£1800	£1900	£2000	£2200



ENC02L

Low back two seater sofa

Width 1390 • Depth 730 • Height 920

Fabric bands						
	A	B	C	D	E	F
-MF	£1600	£1700	£1800	£1900	£2000	£2200
-WF	£1900	£2000	£2100	£2200	£2300	£2500



ENC01H

High back single seater sofa

Width 790 • Depth 730 • Height 1270

Fabric bands						
	A	B	C	D	E	F
-MF	£1500	£1600	£1700	£1900	£2100	£2300
-WF	£1800	£1900	£2000	£2200	£2400	£2600



ENC02H

High back two seater sofa

Width 1390 • Depth 730 • Height 1270

Fabric bands						
	A	B	C	D	E	F
-MF	£1800	£1900	£2000	£2200	£2400	£2700
-WF	£2100	£2200	£2300	£2400	£2700	£3000

ENC-TAB01

Square coffee table

Width 600 • Depth 600 • Height 310

Wood finish		
	Kendal Oak	White
-MF	£175	£175
-WF	N/A	N/A
		MTO
		£300
		£650

ENC-TAB02

Rectangular coffee table

Width 1000 • Depth 600 • Height 310

Wood finish		
	Kendal Oak	White
-MF	£200	£200
-WF	N/A	N/A
		MTO
		£350
		£700





ENC-POD06

Six person meeting booth with arms

Width 2250 • Depth 1990 • Height 1270

		Fabric bands					
		A	B	C	D	E	F
-MF	£4750	£4850	£5150	£5450	£5750	£6800	
-WF	£5250	£5350	£5650	£5950	£6250	£7300	



PTN-1T-K

Proton power module

£330

EXTRAS



TV-BRACKET

TV bracket

£53



ENC-POD02

Two person meeting booth with arms

Width 2250 • Depth 790 • Height 1270

		Fabric bands					
		A	B	C	D	E	F
-MF	£3500	£3600	£3800	£4000	£4300	£5100	
-WF	£4000	£4100	£4300	£4500	£4800	£5600	



ENC-POD04

Four person meeting booth with arms

Width 2250 • Depth 1390 • Height 1270

		Fabric bands					
		A	B	C	D	E	F
-MF	£4000	£4100	£4300	£4600	£4900	£6000	
-WF	£4500	£4600	£4800	£5100	£5400	£6500	





ENCOP-POD06

Six person meeting booth without arms

Width 2250 • Depth 1895 • Height 1270

		Fabric bands					
		A	B	C	D	E	F
-MF	£4400	£4500	£4700	£5000	£5300	£6300	
-WF	£4900	£5000	£5200	£5500	£5800	£6800	



PTN-1T-K

Proton power module
£330

EXTRAS



TV-BRACKET

TV bracket
£53



ENCOP-POD02

Two person meeting booth without arms

Width 2250 • Depth 695 • Height 1270

		Fabric bands					
		A	B	C	D	E	F
-MF	£3000	£3100	£3300	£3600	£3900	£4900	
-WF	£3500	£3600	£3800	£4100	£4400	£5400	



ENCOP-POD04

Four person meeting booth without arms

Width 2250 • Depth 1295 • Height 1270

		Fabric bands					
		A	B	C	D	E	F
-MF	£3600	£3700	£3900	£4200	£4500	£5500	
-WF	£4100	£4200	£4400	£4700	£5000	£6000	





ENC-MOD01L

Single seater low back sofa

Width 600 • Depth 730 • Height 790

Fabric bands						
	A	B	C	D	E	F
-MF	£770	£825	£880	£935	£990	£1100
-WF	£1100	£1155	£1210	£1265	£1320	£1430

ENC-MOD01L-PM

Low power module divider with Pixel

Width 200 • Depth 730 • Height 790

Fabric bands						
	A	B	C	D	E	F
-MF	£1100	£1155	£1210	£1320	£1430	£1540
-WF	£1430	£1485	£1540	£1650	£1760	£1870



ENC-MOD02L-CV

Single seater convex low back sofa

Width 920 • Depth 730 • Height 790

Fabric bands						
	A	B	C	D	E	F
-MF	£990	£1045	£1100	£1155	£1210	£1430
-WF	£1320	£1375	£1430	£1485	£1540	£1760



ENC-MOD01L-CC

Single seater concave low back sofa

Width 780 • Depth 730 • Height 790

Fabric bands						
	A	B	C	D	E	F
-MF	£990	£1045	£1100	£1155	£1210	£1430
-WF	£1320	£1375	£1430	£1485	£1540	£1760



ENC-MOD02L-RA

Low back double seater sofa with right hand arm

Width 1295 • Depth 730 • Height 790

Fabric bands						
	A	B	C	D	E	F
-MF	£1320	£1430	£1540	£1650	£1760	£1980
-WF	£1650	£1760	£1870	£1980	£2090	£2310



ENC-MOD02L-LA

Low back double seater sofa with left hand arm

Width 1295 • Depth 730 • Height 790

Fabric bands						
	A	B	C	D	E	F
-MF	£1320	£1430	£1540	£1650	£1760	£1980
-WF	£1650	£1760	£1870	£1980	£2090	£2310



ENC-MOD02L

Double seater low back sofa

Width 1200 • Depth 730 • Height 790

Fabric bands						
	A	B	C	D	E	F
-MF	£1100	£1210	£1320	£1430	£1540	£1760
-WF	£1430	£1540	£1650	£1760	£1870	£2090





ENC-MOD01H

Single seater high back sofa

Width	600	•	Depth	730	•	Height	1270
Fabric bands							
	A	B	C	D	E	F	
-MF	£990	£1045	£1100	£1210	£1320	£1540	
-WF	£1320	£1375	£1430	£1540	£1650	£1870	

ENC-MOD01H-PM

High power module divider with Pixel

Width	200	•	Depth	730	•	Height	1270
Fabric bands							
	A	B	C	D	E	F	
-MF	£1320	£1430	£1540	£1650	£1760	£1870	
-WF	£1650	£1760	£1870	£1980	£2090	£2200	



ENC-MOD02H-CV

Single seater convex high back sofa

Width	1200	•	Depth	730	•	Height	1270
Fabric bands							
	A	B	C	D	E	F	
-MF	£1320	£1430	£1540	£1650	£1760	£1980	
-WF	£1650	£1760	£1870	£1980	£2090	£2310	



ENC-MOD01H-CC

Single seater concave high back sofa

Width	780	•	Depth	730	•	Height	1270
Fabric bands							
	A	B	C	D	E	F	
-MF	£1320	£1430	£1540	£1650	£1760	£1980	
-WF	£1650	£1760	£1870	£1980	£2090	£2310	



ENC-MOD02H

Double seater high back sofa

Width	1200	•	Depth	730	•	Height	1270
Fabric bands							
	A	B	C	D	E	F	
-MF	£1430	£1540	£1650	£1760	£1870	£2090	
-WF	£1760	£1870	£1980	£2090	£2200	£2420	



ENC-MOD02H-RA

High back double seater sofa with right hand arm

Width	1295	•	Depth	730	•	Height	1270
Fabric bands							
	A	B	C	D	E	F	
-MF	£1760	£1870	£1980	£2090	£2200	£2420	
-WF	£2090	£2200	£2310	£2420	£2530	£2750	



ENC-MOD02H-LA


High back double seater sofa with left hand arm

Width	1295	•	Depth	730	•	Height	1270
Fabric bands							
	A	B	C	D	E	F	
-MF	£1760	£1870	£1980	£2090	£2200	£2420	
-WF	£2090	£2200	£2310	£2420	£2530	£2750	



NERA

Nera is one of the most versatile soft seating ranges available, offering a completely flexible solution for any breakout area. The simple, smart components of the Nera range can be used individually or arranged in a variety of dynamic configurations, making it the ideal collection for informal meetings, and all working environments now and in the future.



NERA – single modular seating



NERA-S-B-K

Single sofa with back

Width 700 • Depth 700 • Height 790

Fabric bands					
A	B	C	D	E	F
£700	£775	£850	£925	£1000	£1100



NERA-S-BLA-K

Single sofa with back and left arm

Width 700 • Depth 700 • Height 790

Fabric bands					
A	B	C	D	E	F
£800	£900	£1000	£1100	£1200	£1300



NERA-S-BRA-K

Single sofa with back and right arm

Width 700 • Depth 700 • Height 790

Fabric bands					
A	B	C	D	E	F
£800	£900	£1000	£1100	£1200	£1300



NERA-S-K

Single sofa without back

Width 700 • Depth 700 • Height 430

Fabric bands					
A	B	C	D	E	F
£600	£650	£700	£750	£800	£850



NERA-Q-K

Corner sofa without back

Width 700 • Depth 700 • Height 430

Fabric bands					
A	B	C	D	E	F
£407	£435	£464	£494	£522	£580



NERA-PU

Power unit divider with Pixel power module

Width 250 • Depth 700 • Height 430

Fabric bands					
A	B	C	D	E	F
£522	£551	£580	£609	£638	£754



NERA-S-TABLE-K

Single square coffee table

Width 700 • Depth 700 • Height 240

Wood finish		
Kendal Oak	White	MTO
£300	£300	£348



NERA-Q-TABLE-K

Single corner coffee table

Width 700 • Depth 700 • Height 240

Wood finish		
Kendal Oak	White	MTO
£300	£300	£348



NERA – double modular seating



NERA-D-K

Double sofa without back

Width 1400 • Depth 700 • Height 430

Fabric bands					
A	B	C	D	E	F
£750	£800	£850	£900	£950	£1000



NERA-D-LB-K

Double sofa with left hand back

Width 1400 • Depth 700 • Height 790

Fabric bands					
A	B	C	D	E	F
£920	£970	£1040	£1110	£1200	£1300



NERA-D-RB-K

Double sofa with right hand back

Width 1400 • Depth 700 • Height 790

Fabric bands					
A	B	C	D	E	F
£920	£970	£1040	£1110	£1200	£1300



NERA-D-BB-K

Double sofa with back

Width 1400 • Depth 700 • Height 790

Fabric bands					
A	B	C	D	E	F
£950	£1050	£1150	£1250	£1350	£1450



NERA-D-BLA-K

Double sofa with left hand back and arm

Width 1400 • Depth 700 • Height 790

Fabric bands					
A	B	C	D	E	F
£950	£1020	£1110	£1180	£1280	£1380



NERA-D-BRA-K

Double sofa with right hand back and arm

Width 1400 • Depth 700 • Height 790

Fabric bands					
A	B	C	D	E	F
£950	£1020	£1110	£1180	£1280	£1380



NERA-D-BRABLA-K

Double sofa with back and arms

Width 1400 • Depth 700 • Height 790

Fabric bands					
A	B	C	D	E	F
£1500	£1600	£1700	£1800	£1900	£2000



NERA-D-BBLA-K

Double sofa with back and left arm

Width 1400 • Depth 700 • Height 790

Fabric bands					
A	B	C	D	E	F
£1150	£1250	£1350	£1450	£1550	£1650



NERA-D-BBRA-K

Double sofa with back and right arm

Width 1400 • Depth 700 • Height 790

Fabric bands					
A	B	C	D	E	F
£1150	£1250	£1350	£1450	£1550	£1650



FIGARO

Designed with comfort in mind, Figaro lounge seating's sculpted seat and back cushions make it both eye-catching and timeless. Figaro seamlessly crosses the line between retro style and contemporary design. The high back chair, with provocative lines and curves, is ideal for when people need time to unwind and recharge, and the medium back is ideal for a relaxed or casual collaboration.

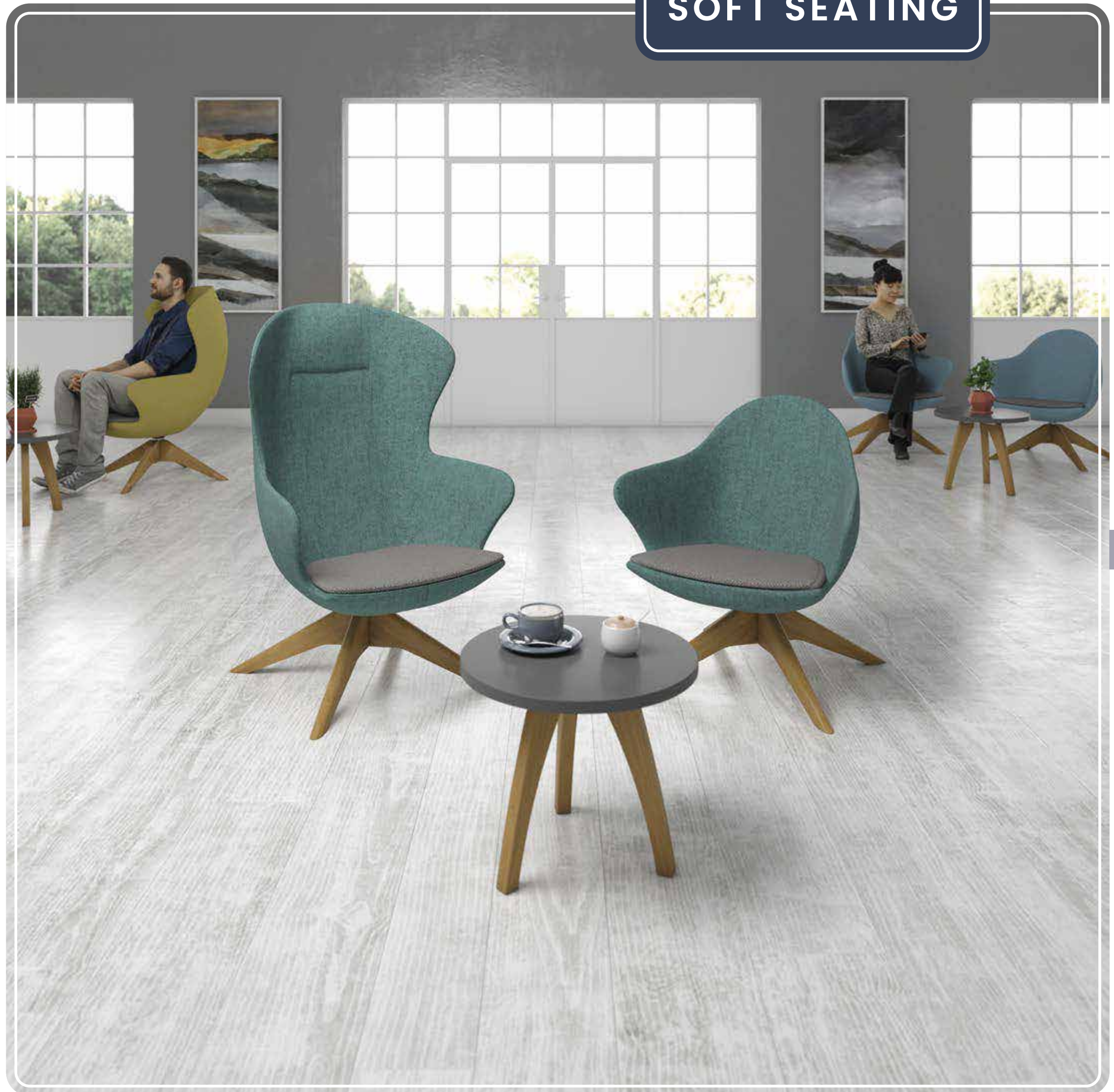




FIG-01

High back chair with solid wood base

Width **700** • Depth **760** • Height **1100**

Fabric bands					
A	B	C	D	E	F
£1200	£1300	£1400	£1500	£1600	£1800



FIG-06

High back chair with spiral base

Width **700** • Depth **760** • Height **1110**

Fabric bands					
A	B	C	D	E	F
£1200	£1300	£1400	£1500	£1600	£1800



FIG-02

High back chair with aluminium 4 star base

Width **700** • Depth **760** • Height **1100**

Fabric bands					
A	B	C	D	E	F
£1200	£1300	£1400	£1500	£1600	£1800



FIGT-06

Table with spiral base

Width **600** • Depth **600** • Height **430**

Wood finish		
Kendal Oak	White	MTO
£330	£330	£450





FIGM-01

Medium back chair with solid wooden base

Width **700** • Depth **760** • Height **750**

Fabric bands					
A	B	C	D	E	F
£1000	£1100	£1200	£1300	£1400	£1600



FIGM-02

Medium back chair with aluminium 4 star base

Width **700** • Depth **760** • Height **750**

Fabric bands					
A	B	C	D	E	F
£1000	£1100	£1200	£1300	£1400	£1600



FIGM-06

Medium back chair with spiral base

Width **700** • Depth **760** • Height **750**

Fabric bands					
A	B	C	D	E	F
£1000	£1100	£1200	£1300	£1400	£1600



FIGLS-06

Foot stool with spiral base

Width **500** • Depth **500** • Height **430**

Fabric bands					
A	B	C	D	E	F
£625	£650	£675	£700	£750	£850



SHOUT

The graceful curves and refined shape of the Shout chairs offer a welcoming place to work casually and comfortably. The chic frame design provides a contoured platform that supports sophistication, a welcoming seat and an expressive back shape that both combine the pleasure of a warm embrace with a versatility suitable for any office environment. The 2 base styles and matching coffee table also make them ideal for receptions, common areas, and meeting rooms.



BSH01

Lounge chair with pyramid base

Width 570 • Depth 630 • Height 870

Fabric bands

A	B	C	D	E	F
£650	£700	£750	£800	£850	£900

OTIS01-CT

Coffee table with pyramid base

Width 600 • Depth 600 • Height 420

Wood finish

Kendal Oak	White	MTO
£300	£300	£350



BSH01-O

Lounge chair with oak back and pyramid base

Width 570 • Depth 630 • Height 870

Fabric bands

A	B	C	D	E	F
£850	£900	£950	£1000	£1050	£1100

BSH02

Lounge chair with criss-cross sled frame

Width 570 • Depth 630 • Height 870

Fabric bands

A	B	C	D	E	F
£550	£600	£650	£700	£750	£800

BSH02-O

Lounge chair with oak back and criss-cross frame

Width 570 • Depth 630 • Height 870

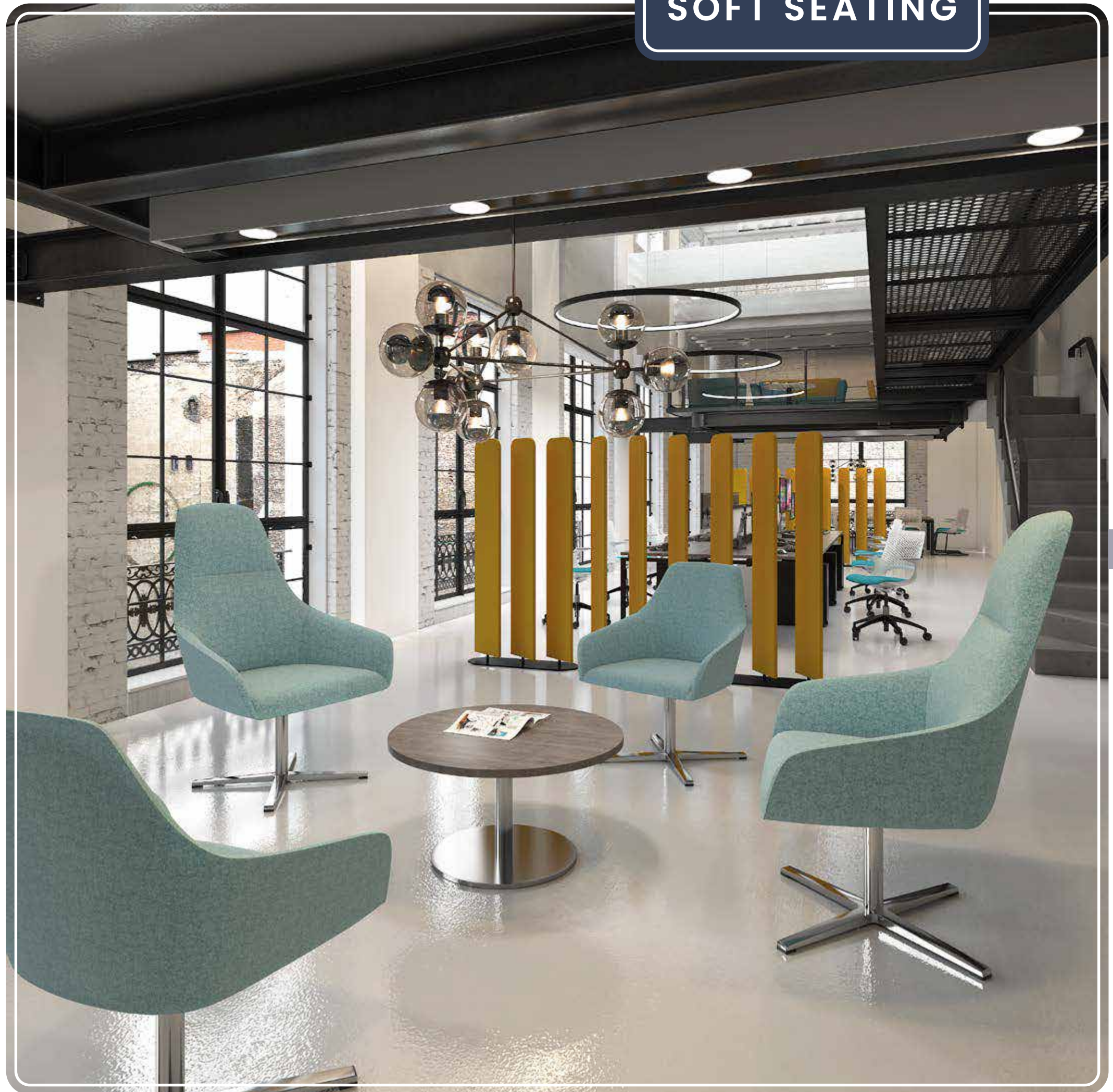
Fabric bands

A	B	C	D	E	F
£750	£800	£850	£900	£950	£1000



JUNA

Beautifully crafted and elegant in design, Juna offers an informal refuge for employees and visitors alike. The Juna chairs offer an exceptional level of comfort and are smartly sized to make a big impression, even in small spaces. Designed to meet different needs of different work areas, this comfortable lounge chair will always soothe your stresses and fatigues caused by work with its warm embrace and entertain your guests with its ergonomic design.





JUN01-AR

High back chair with auto return base

Width 700 • Depth 770 • Height 1000

Fabric bands					
A	B	C	D	E	F
£725	£775	£825	£875	£925	£1025



JUN01-WF

High back chair with oak 4 leg base

Width 700 • Depth 770 • Height 1000

Fabric bands					
A	B	C	D	E	F
£775	£825	£875	£925	£975	£1075



JUN02-AR

Medium back chair with auto return base

Width 620 • Depth 570 • Height 870

Fabric bands					
A	B	C	D	E	F
£600	£650	£700	£750	£800	£900



JUN02-WF

Medium back chair with oak 4 leg chair


Width 620 • Depth 570 • Height 870

Fabric bands					
A	B	C	D	E	F
£650	£700	£750	£800	£850	£950



JUDE

Designed with comfort in mind, Jude lounge seating's practical details make it both eye-catching and timeless. With its base options and clean styling, Jude lounge seating can seamlessly cross the line between classic and contemporary, with an opulent, curved design and arms that wrap the occupant in one continuous embrace. A classic form that combines exquisite design in a fashion format, Jude is the perfect signature piece to reside in public spaces.





JUD03

Lounge chair with pyramid oak legs

Width 600 • Depth 590 • Height 760

Fabric bands					
A	B	C	D	E	F
£800	£850	£900	£950	£1000	£1100



JUD05

Lounge chair with chrome 4 star base

Width 600 • Depth 590 • Height 760

Fabric bands					
A	B	C	D	E	F
£800	£850	£900	£950	£1000	£1100



JUD06

Lounge chair with chrome sled frame

Width 600 • Depth 590 • Height 780

Fabric bands					
A	B	C	D	E	F
£650	£700	£750	£800	£850	£950



JUD07-K

Lounge chair with black mobile pyramid base

Width 600 • Depth 590 • Height 780

Fabric bands					
A	B	C	D	E	F
£650	£700	£750	£800	£850	£950



JUD07-WH

Lounge chair with white mobile pyramid base


Width 600 • Depth 590 • Height 780

Fabric bands					
A	B	C	D	E	F
£650	£700	£750	£800	£850	£950



JOSS

An exciting fusion of stylish design, sculpted contours and considered proportions, Joss is a lounge chair collection that is incredibly versatile and suitable for a wide range of lounge environments and informal meetings spaces. Available in a choice of distinct bases, including oak four-legged frames for a classic feel, chrome 4 star and sled bases for a contemporary look, or a new pyramid base with castors for mobility, the Joss range embodies luxury and elegance.





JOS03
Lounge chair with oak pyramid legs

Width	630	•	Depth	620	•	Height	810
Fabric bands							
A	B	C	D	E	F		
£800	£850	£900	£950	£1000	£1100		



JOS04
Lounge chair with conical oak legs

Width	630	•	Depth	620	•	Height	810
Fabric bands							
A	B	C	D	E	F		
£675	£725	£775	£825	£875	£975		



JOS05
Lounge chair with 4 star chrome base

Width	630	•	Depth	620	•	Height	810
Fabric bands							
A	B	C	D	E	F		
£750	£800	£850	£900	£950	£1050		



JOS06
Lounge chair with chrome sled frame

Width	630	•	Depth	620	•	Height	830
Fabric bands							
A	B	C	D	E	F		
£650	£700	£750	£800	£850	£950		



JOS07-K
Lounge chair with black mobile pyramid base

Width	630	•	Depth	620	•	Height	830
Fabric bands							
A	B	C	D	E	F		
£650	£700	£750	£800	£850	£950		



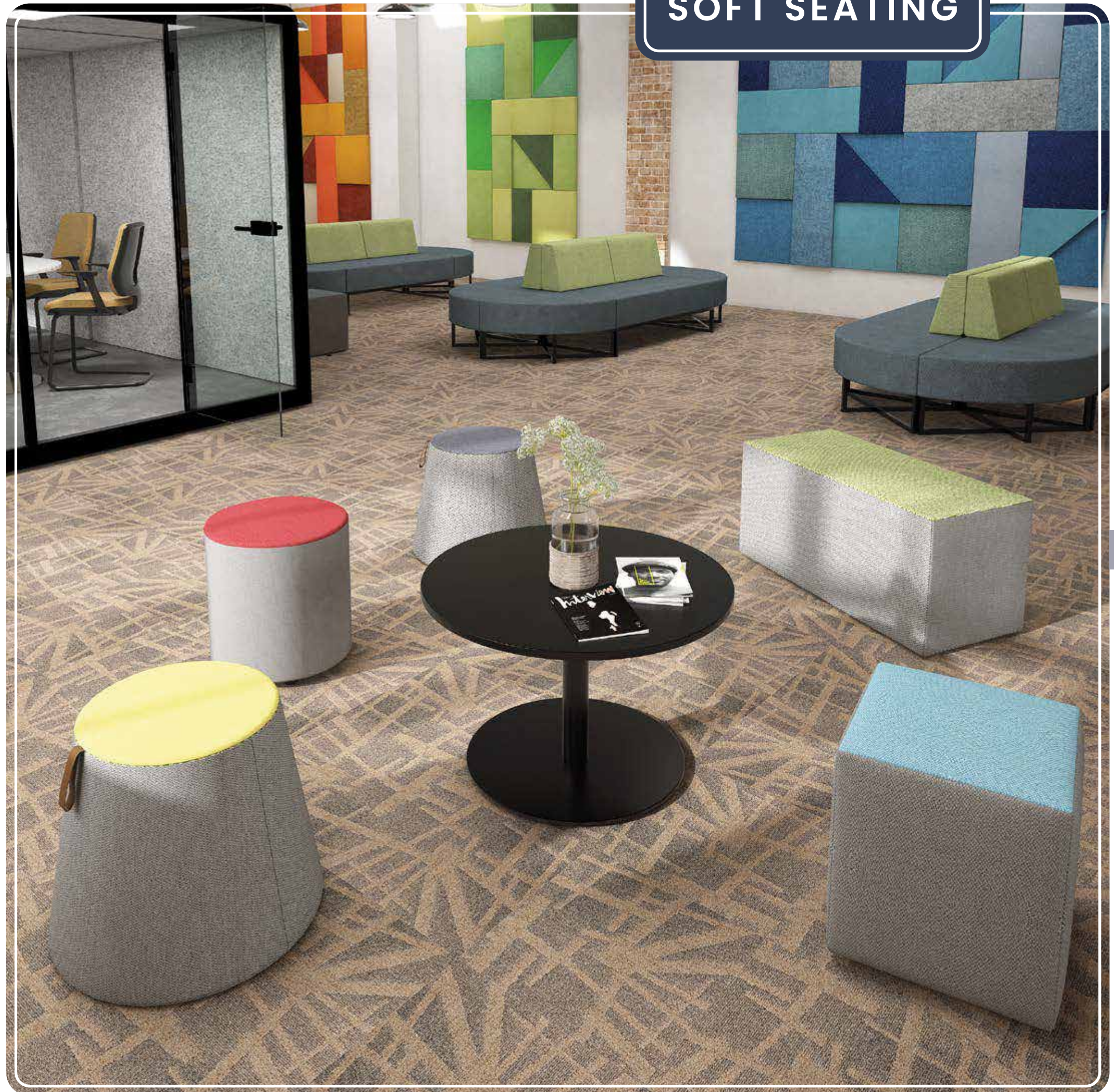
JOS07-WH
Lounge chair with white mobile pyramid base

Width	630	•	Depth	620	•	Height	830
Fabric bands							
A	B	C	D	E	F		
£650	£700	£750	£800	£850	£950		



GROOVE

Groove breakout seating provides a flexible and informal seating solution for a wide range of environments. Available in a multitude of shapes, sizes and finishes, and with endless permutations, Groove interlinking seating can add colour, fun and inspiration to breakout areas and offices, either used on their own or mixed with other seating ranges.






GR01

Bubble shaped stool

Width 410 • Depth 410 • Height 430

Fabric bands					
A	B	C	D	E	F
£220	£240	£260	£280	£300	£350



GR02

Square shaped stool

Width 410 • Depth 410 • Height 430

Fabric bands					
A	B	C	D	E	F
£220	£240	£260	£280	£300	£350



GR03

Brick shaped stool

Width 910 • Depth 410 • Height 430

Fabric bands					
A	B	C	D	E	F
£325	£345	£365	£385	£405	£460



BOP04

Shade shaped stool


Width 500 • Depth 500 • Height 435

Fabric bands					
A	B	C	D	E	F
£300	£320	£340	£360	£380	£420



LYRIC

Lyric is a modern and stylish upholstered sofa and modular seating range designed to provide employees with an area to unwind together and build good working relationships, or for visitors to rest in comfort. The clean lines and functionality make Lyric an ideal choice for breakout spaces and reception areas, where the extensive range of fabrics and finishes can create a relaxed and unique environment.





LYR50003

Three seater sofa

Width 2010 • Depth 820 • Height 790

		Fabric bands					
		A	B	C	D	E	F
-ML	£1750	£1850	£1950	£2150	£2350	£2650	
-WF	£1900	£2000	£2100	£2300	£2500	£2800	

EXTRAS



PH-1-K

Phase power module
RRP
£400



LYR50001

Single seater sofa

Width 900 • Depth 820 • Height 790

		Fabric bands					
		A	B	C	D	E	F
-ML	£1000	£1050	£1100	£1200	£1300	£1500	
-WF	£1150	£1200	£1250	£1350	£1450	£1650	



LYR50002

Two seater sofa

Width 1450 • Depth 820 • Height 790

		Fabric bands					
		A	B	C	D	E	F
-ML	£1450	£1550	£1650	£1850	£2050	£2350	
-WF	£1600	£1700	£1800	£2000	£2200	£2500	





LYRNA

Sofa with no arms

Width 565 • Depth 820 • Height 790

Fabric bands						
	A	B	C	D	E	F
-ML	£625	£675	£725	£775	£825	£925
-WF	£725	£775	£825	£875	£925	£1025



LYRC

Corner sofa

Width 820 • Depth 820 • Height 790

Fabric bands						
	A	B	C	D	E	F
-ML	£925	£975	£1025	£1075	£1125	£1225
-WF	£1025	£1075	£1125	£1175	£1225	£1335



LYRRA

Sofa with right hand arm

Width 740 • Depth 820 • Height 790

Fabric bands						
	A	B	C	D	E	F
-ML	£800	£850	£900	£950	£1000	£1200
-WF	£900	£950	£1000	£1050	£1100	£1300



LYRLA

Sofa with left hand arm

Width 740 • Depth 820 • Height 790

Fabric bands						
	A	B	C	D	E	F
-ML	£800	£850	£900	£950	£1000	£1200
-WF	£900	£950	£1000	£1050	£1100	£1300



ACOUSTIC SOLUTIONS

We are all born with an ability to focus. But as much as we would like to retain that skill forever, life itself proves to be very loud, colourful and sometimes just too interesting for us to be able to avoid distractions forever. Being able to concentrate is something we need to fight for, especially in open offices. And the best weapon for winning that fight is not stronger coffee or cooler office perks, it's offering your employees a real chance to focus.



- 74 Silen
- 90 Chatbox
- 96 Piano Acoustics

SILEN

Privacy can be difficult to find in a modern, open plan office. From the smallest hub, which is like a telephone booth and adequate for one person, to the largest which can accommodate groups, Silen can be adapted and customised to fit your own office requirements, creating multiple working zones in one place. Silen hubs are perfect dividers for work and relaxation areas, and you can just activate the wheels and roll your private retreat easily wherever you're in the mood.



silen



S1
Single person acoustic hub
Width **900** • Depth **1010** • Height **2050**

Exterior finish		
Standard	MTO	Veneer
£19,000	£21,000	£23,000

Standard finishes

-  Black
-  Grey
-  White

CUSTOMISE YOUR HUB



WHITEBOARD



TV BRACKET






HIGH STOOL





S2
Two person acoustic hub
Width **2400** • Depth **1220** • Height **2290**

Exterior finish		
Standard	MTO	Veneer
£37,000	£40,000	£42,000

- Standard finishes
-  Black
 -  Grey
 -  White

CUSTOMISE YOUR HUB



FIXED TABLE



WORKSTATION & CHAIR






SINGLE SOFAS





S4
4-6 person acoustic hub
Width **2400** • Depth **2420** • Height **2290**

Exterior finish		
Standard	MTO	Veneer
£53,000	£58,000	£60,000

- Standard finishes
-  Black
 -  Grey
 -  White

CUSTOMISE YOUR HUB



FIXED TABLE



MODULAR SOFAS



LAPTOP TABLE





SX

6-8 person acoustic hub


Width 2400 • Depth 3620 • Height 2290

Exterior finish

Standard	Custom	Veneer
£55,000	£60,000	£63,000

Standard finishes

- Black
- Grey
- White



WHITEBOARD & TV



MEETING TABLE & CHAIRS




MODULAR SOFAS



SH4
4-8 person acoustic hub with table and chairs
Width 2400 • Depth 2420 • Height 2270

Exterior finish		
Standard	Custom	Veneer
£58,000	£60,000	£63,000

Standard finishes

-  Black
-  Grey
-  White



SH1
Single person acoustic hub with height adjustable desk
Width 1770 • Depth 1220 • Height 2270

Exterior finish		
Standard	Custom	Veneer
£28,000	£30,000	£33,000



SH2
2-4 person acoustic hub with table and chairs
Width 2400 • Depth 1220 • Height 2270

Exterior finish		
Standard	Custom	Veneer
£39,000	£41,000	£43,000





SO8
8 person outdoor acoustic hub
Width **5710** • Depth **2980** • Height **3000**
MTO
POA

FEATURES



VENTILATION & LIGHTING



BUILT IN HEATING SYSTEM



INTEGRATE A LARGE SCREEN





SMSPA

Private relaxation hub
Width 2400 • Depth 1220 • Height 2290
MTO
POA




FEATURES



REDUCE STRESS LEVELS AND FEEL
REJUVENATED IN ONLY 25 MINUTES



THE ZERO GRAVITY CHAIR DISTRIBUTES
YOUR WEIGHT EVENLY



SIT BACK, RELAX, PUT THE HEADPHONES
ON AND CLOSE YOUR EYES



CBX-1-K

Black single person acoustic hub

Width 870 • Depth 980 • Height 2040

Stocked
£11,000

Accessories

CBX1-WB Whiteboard £200



CBX-1-WH

White single person acoustic hub

Width 870 • Depth 980 • Height 2040

MTO
£11,000

Accessories

CBX1-TV TV bracket £1000



-CG
Chrome Green



-MT
Mint Turquoise



-OL
Ochre Yellow



-QG
Quartz Grey



-RV
Red Violet



-SB
Sapphire Blue



-WBW
Whiteboard White

CBX-1

Single person acoustic hub

Width 870 • Depth 980 • Height 2040

MTO
£12,500





CBX-2-K
Black 2 person acoustic hub
Width 2000 • Depth 930 • Height 2040
Stocked
£20,000



CBX-2-WH
White 2 person acoustic hub
Width 2000 • Depth 930 • Height 2040
MTO
£20,000





CBX-4-K

Black 4-6 person acoustic hub

Width **2000** • Depth **1860** • Height **2040**

MTO
£35,000



CBX-4-WH

White 4-6 person acoustic hub


Width **2000** • Depth **1860** • Height **2040**


MTO
£35,000



PIANO ACOUSTICS

Acoustics are essential in making our surroundings enjoyable by minimising noise, controlling reverberations and general improving the quality of the acoustic environment in office, education and commercial interiors. The Piano Acoustics ranges promotes open plan offices and breakout spaces with multiple levels of acoustic absorption which are not only colourful and modern additions to the office aesthetics, but are also pertinent to the task at hand in each area.






PKS003

Acoustic screen with 3 rotating panels

Width **870** • Depth **300** • Height **1600**

Fabric bands					
A	B	C	D	E	F
£950	£1000	£1100	£1200	£1300	£1600





Acoustic PET finishes



-DB

Dark blue



-DN

Dark green



-DG

Dark grey



-O

Orange



-R

Red



-SG

Silver grey



-Y

Yellow

PSB1


Single person acoustic pod

Width 1200 • Depth 1000 • Height 2150

MTO

£6500





SQUARE

Code	Width	Depth	Height	Fabric bands					
				A	B	C	D	E	F
PWS-25-1	595	25	595	£202	£217	£225	£241	£278	£316
PWS-50-1	595	50	595	£231	£247	£257	£278	£309	£350
PWS-25-2	1195	25	595	£374	£401	£416	£432	£443	£502
PWS-50-2	1195	50	595	£402	£432	£448	£467	£492	£559

TRIANGLE

Code	Width	Depth	Height	Fabric bands					
				A	B	C	D	E	F
PWT-25-1	595	25	595	£202	£217	£225	£235	£272	£309
PWT-50-1	595	50	595	£219	£235	£243	£260	£290	£329
PWT-25-2	1195	25	1195	£374	£401	£416	£432	£443	£502
PWT-50-2	1195	50	1195	£402	£432	£448	£467	£492	£559


RECTANGLE

Code	Width	Depth	Height	Fabric bands					
				A	B	C	D	E	F
PWR-25-1	595	25	295	£145	£155	£162	£173	£210	£239
PWR-50-1	595	50	295	£173	£186	£193	£217	£235	£267
PWR-25-2	795	25	395	£184	£198	£205	£222	£247	£281
PWR-50-2	795	50	395	£207	£222	£231	£247	£272	£309
PWR-25-3	1195	25	595	£219	£235	£243	£260	£285	£323
PWR-50-3	1195	50	595	£242	£260	£270	£285	£309	£350

HEXAGON

Code	Width	Depth	Height	Fabric bands					
				A	B	C	D	E	F
PWH-25-1	595	25	415	£242	£260	£270	£285	£309	£350
PWH-50-1	595	50	415	£276	£296	£307	£321	£345	£392
PWH-25-2	1195	25	1035	£402	£432	£448	£456	£481	£545
PWH-50-2	1195	50	1035	£458	£492	£510	£529	£554	£628





BYGONE

PC126 • Width 600 • Depth 12 • Height 1200
PC2412 • Width 1200 • Depth 12 • Height 2400

Code	Quantity	MTO
PC126-B	4	£1535
PC2412-B	1	£1351



EBONY

PC126 • Width 600 • Depth 12 • Height 1200
PC2412 • Width 1200 • Depth 12 • Height 2400


Code	Quantity	MTO
PC126-E	4	£1535
PC2412-E	1	£1351



REFLECTION

PC126 • Width 600 • Depth 12 • Height 1200
PC2412 • Width 1200 • Depth 12 • Height 2400

Code	Quantity	MTO
PC126-R	4	£1535
PC2412-R	1	£1351



SHATTER

PC126 • Width 600 • Depth 12 • Height 1200
PC2412 • Width 1200 • Depth 12 • Height 2400

Code	Quantity	MTO
PC126-S	4	£1535
PC2412-S	1	£1351



UNION

PC126 • Width 600 • Depth 12 • Height 1200
PC2412 • Width 1200 • Depth 12 • Height 2400

Code	Quantity	MTO
PC126-U	4	£1535
PC2412-U	1	£1351

Acoustic PET finishes



-DB
Dark blue



-DN
Dark green



-DG
Dark grey



-O
Orange



-R
Red



-SG
Silver grey



-Y
Yellow






PS24-LT

Large lattice
Width 2400 • Depth 800 • Height 300
MTO
£1535




PS12-LT

Small lattice
Width 1200 • Depth 800 • Height 300
MTO
£1168



PS12-SN

Sun
Width 1200 • Depth 1200 • Height 300
MTO
£1351



PS25-EG

Echo grid
Width 2500 • Depth 2500 • Height 300
MTO
£1413

Acoustic PET finishes



-DB

Dark blue



-DN

Dark green



-DG

Dark grey



-O

Orange



-R

Red



-SG

Silver grey



-Y

Yellow



ROOM DIVIDERS

Inclusive office design is about accommodating choice and flexibility – a work environment that benefits everyone and where space can be artfully divided while adding colour, character, and personality. Contemporary open-plan environments can retain their flexibility by using room dividers to create different work zones, making it easy to create unique, inspiring and functional spaces where people can work according to their own needs and preferences.




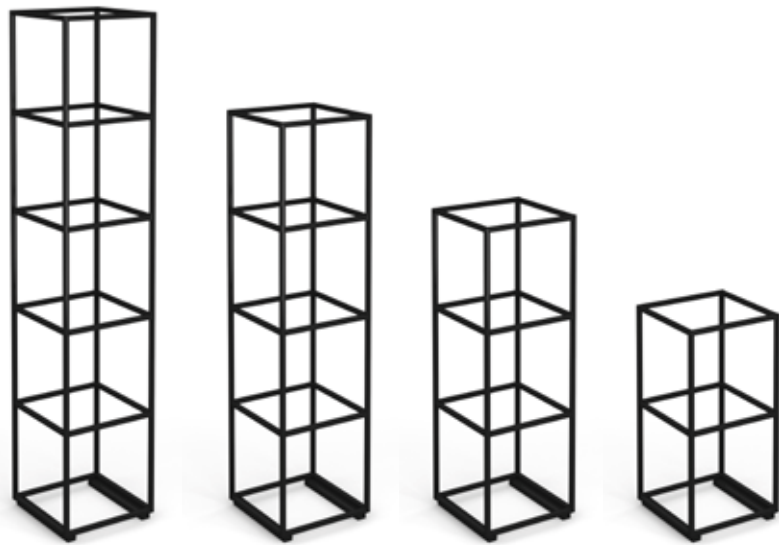
110 Flux

118 Priva

FLUX

The Flux modular shelving system epitomises the future of adaptable, modern design. Flux has a capacitor for an infinite number of layout options and shapes to help create work zones in any space to promote privacy or transparency as needed. The crisp, clean aesthetic of the black frame allows you to break up the workplace landscape while bringing together a wide range of complementary components and products – and, never compromising on design.





SINGLE UNITS

Single width starter tower unit

Width 420 • Depth 420 • Height 845-2045

FL-12S	Height 845	2 tiers	£370
FL-13S	Height 1245	3 tiers	£470
FL-14S	Height 1645	4 tiers	£580
FL-15S	Height 2045	5 tiers	£660



DOUBLE UNITS

Double width starter tower unit

Width 820 • Depth 420 • Height 845-2045

FL-22D	Height 845	2 tiers	£420
FL-23D	Height 1245	3 tiers	£550
FL-24D	Height 1645	4 tiers	£660
FL-25D	Height 2045	5 tiers	£740



FL-BKT-LNK

Additional linking bracket to connect Flux units

Width 380 • Depth 40 • Height 5

RRP
£25





TOP SHELVES

Top shelf to sit on top of black frame
Width 420-1220 • Depth 420 • Height 25

FL-TS1	Single	£60
FL-TS2	Double	£75
FL-TS3	Triple	£85



CUBBIES

Cubby unit to sit inside black frame
Width 380-780 • Depth 420 • Height 380

FL-CB1	Single	£110
FL-CB2	Double	£130



PLANTERS

Planter box with plants to sit on black frame
Width 420-820 • Depth 420 • Height 195

FL-PLP1	Single	£270
FL-PLP2	Double	£425



INNER SHELVES

Inner shelf to sit inside black frame
Width 380-780 • Depth 420 • Height 25

FL-IS1	Single	£50
FL-IS2	Double	£70



CUBBY SHELF

Half cubby unit to sit inside black frame
Width 380 • Depth 420 • Height 195

FL-CS1	Single	£105
--------	--------	------



PLANTERS - EMPTY

Planter box to sit on black frame
Width 420-820 • Depth 420 • Height 195

FL-PL1	Single	£160
FL-PL2	Double	£190

Wood finishes

-GO

-KO

Grey Oak Kendal Oak





FL-MM3

Media unit with TV bracket and whiteboard

Width 1220 • Depth 420 • Height 2045

RRP
£1400



FL-SM3

Upholstered 3 sided seating unit

Width 1220 • Depth 420 • Height 2045

Fabric bands					
A	B	C	D	E	F
£1200	£1400	£1600	£1800	£2000	£2500



FL-BLD1

Single locker to sit inside black steel frame

Width 380 • Depth 420 • Height 380

RRP
£230



FL-SC1

Cube upholstered stool to fit in black frame

Width 400 • Depth 400 • Height 400

Fabric bands					
A	B	C	D	E	F
£220	£230	£240	£250	£260	£280

Wood finishes


-GO Grey Oak

-KO Kendal Oak



PRIVA

Priva modular floor standing screens are not only colourful and modern additions to the office aesthetics, but also deliver a large array of functional and design solutions for every work style and preference. Whether it's a touchdown, collaborative space, personal workstation or private office, Priva screens make it easy to create unique, inspiring and functional spaces, ideal for absorbing sound in open plan office environments.





PRV-SQ02

S-shape screen

Width **2630** • Depth **5200** • Height **1500**

Fabric bands					
A	B	C	D	E	F
N/A	N/A	N/A	£9750	£9950	£10250



PRV-SQ01

C-shape screen

Width **2630** • Depth **2800** • Height **1500**

Fabric bands					
A	B	C	D	E	F
N/A	N/A	N/A	£6500	£6700	£7000




PRV-HX01

Half hexagon screen

Width **3490** • Depth **2270** • Height **1500**

Fabric bands					
A	B	C	D	E	F
N/A	N/A	N/A	£6500	£6700	£7000





PRV-WV01

Wave screen

Width **2430** • Depth **1380** • Height **1500**

Fabric bands

A	B	C	D	E	F
N/A	N/A	N/A	£3200	£3400	£3700




PRV-DL01

Dog leg screen with returns

Width **2000** • Depth **580** • Height **1500**

Fabric bands

A	B	C	D	E	F
N/A	N/A	N/A	£3200	£3400	£3700



PRV-MOD8

Straight modular screen to extend units

Width **800** • Depth **60** • Height **1500**

Fabric bands

A	B	C	D	E	F
N/A	N/A	N/A	£800	£850	£925



COLLABORATIVE WORKING

Creating highly functional areas of the office for maximised use is what multi-functional, collaborative spaces are about. Agile workspaces aren't exactly new, but they have completely revolutionised the way we look at office spaces. Adaptable and tech-enabled, they're the spaces where teams gather for brain-storming, where employees can get together with their colleagues and enjoy exchanging ideas, and where people can have a quick chat in comfort.



126 Saxon

132 Enable

138 Crew

SAXON

Saxon worktables transition the workplace from one that's fixed and formal to a space that suits a variety of preferences and working habits. Dining and poseur height tables are a creative, practical solution for any meeting area or breakout space, but components can be added and combined in limitless ways to create flexible, fluid work areas where people gather, keeping people connected to their technology and each other.





Top finishes – Stocked



–KO
Kendal Oak



–OG
Onyx Grey



–WH
White

DINING TABLES

Dining tables with solid wooden base

Width 800-1800 • Depth 800 • Height 750

		Stocked	MTO
SDS800	Square	£600	£935
SDR1880	Rectangular	£690	£1400

STOOLS

Low stools with solid wooden base

Width 380-1200 • Depth 380 • Height 475

		Fabric bands					
		A	B	C	D	E	F
ENBU-12	Width 1200	£677	£701	£726	£751	£775	£824
ENB-LS	Width 380	£492	£518	£542	£567	£591	£640



POSEUR TABLES

Poseur tables with solid wooden base

Width 800-1800 • Depth 800 • Height 1075

		Stocked	MTO
SPS800	Square	£950	£1400
SPR1880	Rectangular	£1000	£1600

REMY STOOLS

Upholstered high stools with oak frame

Width 460 • Depth 470 • Height 940

	Description	Fabric bands					
		A	B	C	D	E	F
REM-HS-O	Without arms	£677	£708	£738	£769	£800	£830
REM-HSA-O	With arms	£769	£800	£830	£860	£893	£923





SWT1820-B1

Workstation with low tool bar & Aero power

Width	1800	•	Depth	1200	•	Height	875
Stocked	£2000		MTO	£3000			



SWT1820-B2

Workstation with high tool bar & Aero power

Width	1800	•	Depth	1200	•	Height	1590
Stocked	£2200		MTO	£3200			

- Top finishes – Stocked
- KO Kendal Oak
 - OG Onyx Grey
 - WH White



PLANTER BOX

Planter box to sit on tool rail

Width	320	•	Depth	180	•	Height	180
SWT-PL	Without plants		£250				
SWT-PLP	With plants		£425				



SWT-SPR

Acoustic screen for tool bar

Width	650	•	Depth	12	•	Height	300
Orange	£200		Silver Grey	£200			



SWT-SPS

Acoustic screen divider

Width	550	•	Depth	12	•	Height	450
Orange	£250		Silver Grey	£250			



SWT-CM

Cable tidy with leg clips

Width	50	•	Depth	30	•	Height	750
Fabric bands							
A	B	C	D	E	F		
£90	£100	£125	£135	£155	£175		

SWT-SHP


Adjustable hanging screen

Width	600	•	Depth	25	•	Height	500-900
Fabric bands							
A	B	C	D	E	F		
£140	£160	£180	£200	£225	£250		



ENABLE

The Enable table and benches are part of a bold and contemporary collection of furniture designed to make a real impact. Presenting a multitude of shape and layout options, the range of tables, benches and stools will enable you to create a dynamic, collaborative area for the modern trend of agile working, providing an inspirational and welcoming work area which is fully customisable with power and data, lighting, plant life and much more.





ENT16-16

Single worktable

Width 1600 • Depth 1600 • Height 745

Stocked	MTO
£1060	£1658

Top finishes	
Stocked	MTO
	
-KO Kendal Oak	-V1200 Volcanic Black
	
-OG Onyx Grey	-VSR204 Manhattan Grey
	
-WH White	-V11209 Royal White



ENT32-16

Double worktable

Width 3200 • Depth 1600 • Height 745

Stocked	MTO
£1696	£2764



ENT48-16

Triple worktable

Width 4800 • Depth 1600 • Height 745

Stocked	MTO
£2332	£3867

STOOLS

Low stools with solid wooden base

Width 380-1200 • Depth 380 • Height 475

		Fabric bands					
		A	B	C	D	E	F
ENBU-12	Width 1200	£677	£701	£726	£751	£775	£824
ENB-LS	Width 380	£492	£518	£542	£567	£591	£640





ENT48-16-CO

Triple worktable with cutouts for power module
Width **4800** • Depth **1600** • Height **745**
MTO
£4236



ENT16-16-CO

Single worktable with cutout for power module
Width **1600** • Depth **1600** • Height **745**
MTO
£1842



ENT32-16-CO

Double worktable with cutouts for power module
Width **3200** • Depth **1600** • Height **745**
MTO
£3009

- Top finishes – MTO
-  **-V1200**
Volcanic Black
 -  **-VSR204**
Manhattan Grey
 -  **-V11209**
Royal White

POWER MODULES



APD2PINF/1S/1D/1T-K

2 x UK sockets, 1 x RJ45, 1 x USB
RRP
£330



ENDD1-K

2 x UK sockets, 1 x USB
RRP
£570



THL-2-S

4 x UK sockets, 2 x USB, 1 x RJ45, 1 x HDMI
RRP
£1680

Tables are supplied with 132mm x 272mm central cutouts suitable for the above power modules



CREW

With its simplicity of form, combined with modern connectivity points, Crew tables provide a more modern, intelligent approach to table solutions in meeting rooms and breakout zones. Available in a number of sizes, shapes and wood finishes, the Crew table and bench combination provides the perfect answer for a less corporate modern office and promotes a more social aspect to the working day.





DINING TABLES

Dining tables with solid wooden base

Width 1600-2000 • Depth 800-1000 • Height 755

	MTO	Depth	
CT16	£1700	800	Width 1600 ←
CT20L	£2100	1000	Width 2000 ←

BENCHES

Low bench with upholstered seat pad

Width 1400-1800 • Depth 400 • Height 480

		Fabric bands					
		A	B	C	D	E	F
CBU-14	Width 1400	£942	£1057	£1094	£1143	£1192	£1327
CBU-18	Width 1800	£996	£1119	£1155	£1205	£1252	£1384



POSEUR TABLES

Poseur tables with solid wooden base

Width 1600-2000 • Depth 800-1000 • Height 755

Code	Width	Depth	MTO
CTP16	1600	800	£1950
CTP-20L	2000	1000	£2350

ROSCOE STOOLS

High stools with solid wooden frame and upholstered seat pad

Width 530 • Depth 440 • Height 1100

		Fabric bands					
	Description	A	B	C	D	E	F
ROS01-HS-WY-SP	Without arms	£677	£708	£738	£769	£800	£830
ROS01-HSA-WY-SP	With arms	£738	£769	£800	£830	£860	£893



Top finishes – Stocked



-K
Black



-WH
White

CT20L-WS1-O

Dining table with full length power bar in oak with 2 x UK sockets and 2 x USB (A&C) chargers

Width 2000 • Depth 1000 • Height 805

Stocked	MTO
£4200	£4200




CTP-20L-WS1-O

Poseur table with full length power bar in oak with 2 x UK sockets and 2 x USB (A&C) chargers

Width 2000 • Depth 1000 • Height 1150

Stocked	MTO
£5300	£5300



SWT-SPR

Acoustic screen for tool bar

Width 650 • Depth 12 • Height 300

Orange	Silver Grey
£200	£200



SWT-PL

Planter box supplied empty

Width 320 • Depth 180 • Height 180

RRP
£250



SWT-PLP

Planter box with artificial plants

Width 320 • Depth 180 • Height 180

RRP
£425



MULTI-PURPOSE TABLES

The table and bench combination makes a real visual impact, and they are a creative, practical solution for any casual workspace, office cafe or dining area. Multi-purpose tables are perfect for a number of different uses, ranging from coffee tables to create a simple but impactful look in a reception area, to dining tables suitable for any breakout or canteen space, to poseur tables that provide provision for stand-up snacking or stylish relaxation.

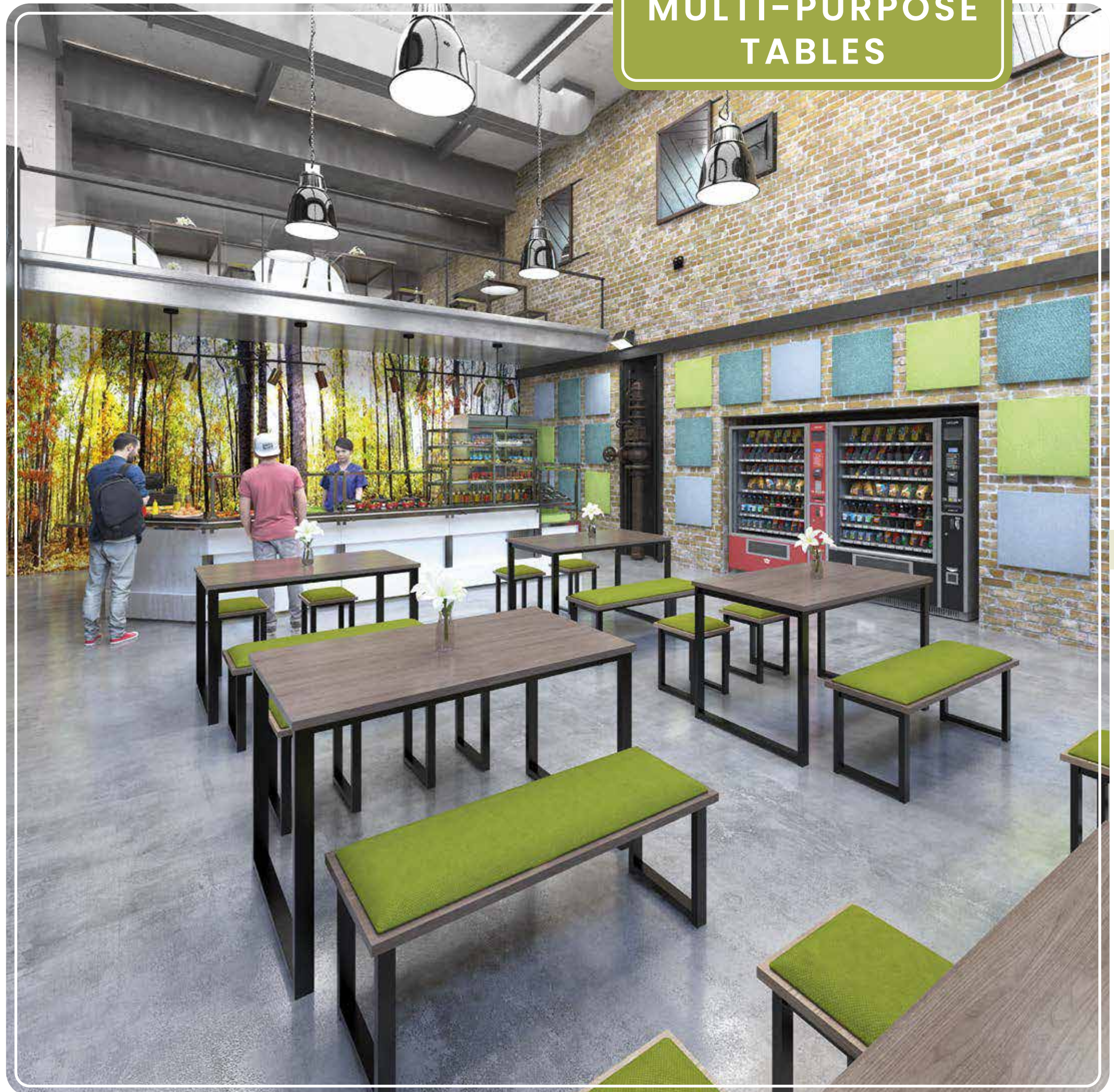
144

145

- 146 Otto
- 150 Slab
- 154 Monza
- 154 Brescia
- 154 Eros
- 158 Buddy

OTTO

The Otto table and bench system offers a clever meeting space solution for any office breakout space with its hard-wearing table top and classic leg design. The table and bench combination avoids a mismatched look and adds a consistent look and feel to any space, and if you wish to enhance the look of the bench by including a touch of colour, fabric seat pads can be added to make them more comfortable.





Frame finishes		Top finishes – Stocked	
	-K Black		-BW Barcelona Walnut
	-S Silver		-KO Kendal Oak
			-WH White

BENCHES

Dining benches with metal frame

Width 1050-1650 • Depth 350 • Height 425

	Width	Stocked	MTO		Width	Stocked	MTO
LB1050	1050	£371	£530	→ TAOT1200	1200	£530	£795
LB1650	1650	£477	£636	→ TAOT1800	1800	£583	£1060

DINING TABLES

Dining tables with metal frame

Width 1200-1800 • Depth 700 • Height 710

BENCHES WITH SEAT PAD

Dining benches with metal frame & upholstered seat pad

Width 1050-1650 • Depth 350 • Height 455

	Width	Fabric bands					
		A	B	C	D	E	F
LBSP1050	1050	£424	£477	£530	£583	£636	£689
LBSP1650	1650	£530	£583	£636	£689	£742	£795



BENCHES

High benches with metal frame

Width 1050-1650 • Depth 350 • Height 755

	Width	Stocked	MTO		Width	Stocked	MTO
HB1050	1050	£460	£630	→ PTAOT1200	1200	£690	£970
HB1650	1650	£525	£805	→ PTAOT1800	1800	£745	£1380

POSEUR TABLES

Poseur tables with metal frame

Width 1200-1800 • Depth 700 • Height 1190

BENCHES WITH SEAT PAD

High benches with metal frame & upholstered seat pad

Width 1050-1650 • Depth 350 • Height 785

	Width	Fabric bands					
		A	B	C	D	E	F
HBSP1050	1050	£575	£625	£675	£725	£775	£825
HBSP1650	1650	£700	£750	£800	£850	£900	£950



SLAB

The Slab table and bench combination makes a real visual impact, with its stylish, chunky laminated top and leg panels that make it stand out in any breakout space or office canteen. The beauty of the Slab table and bench is all in the finish and colour. The table can be produced in a choice of laminate finishes and the bench seating is complemented with an upholstered seat pad available in a wide range of fabric options.





BENCHES

Dining benches with panel ends

Width 1000-2200 • Depth 350 • Height 460

Code	Width	MTO
SB10	1000	£800
SB14	1400	£923
SB18	1800	£983
SB22	2200	£1045

DINING TABLES

Dining tables with panel ends

Width 1200-1800 • Depth 700 • Height 710

Code	Width	MTO
STA12	1200	£1720
STA16	1600	£1965
STA20	2000	£2211
STA24	2400	£2455

BENCHES WITH SEAT PAD

Dining benches with panel ends & upholstered seat pad

Width 1000-2200 • Depth 350 • Height 490

		Fabric bands					
Width		A	B	C	D	E	F
SBU10	1000	£860	£893	£923	£971	£1015	£1150
SBU14	1400	£1015	£1039	£1094	£1150	£1198	£1365
SBU18	1800	£1174	£1229	£1260	£1340	£1400	£1603
SBU22	2200	£1229	£1272	£1333	£1366	£1503	£1744



POSEUR TABLES

Poseur tables with panel ends

Width 1200-1800 • Depth 700 • Height 1190

Code	Width	MTO
SPTA12	1200	£1658
SPTA16	1600	£1781

REMY STOOLS

High upholstered stools with chrome sled frame

Width 460 • Depth 470 • Height 940

		Fabric bands					
Description		A	B	C	D	E	F
REM-HS-CS	Without arms	£462	£492	£524	£554	£615	£646
REM-HSA-CS	With arms	£554	£585	£615	£646	£708	£738



DESIGNER TABLES

Dining tables bring people together, inspiring conversation and collaboration. Whether it's to grab a bite to eat or engage in lively conversation, the range of dining tables are perfect for cafes, lounges, canteens - anywhere people gather. The extremely versatile and very adaptable tables offer users a comfortable dining position for eating or alternatively for some time away from your desk working.



COFFEE TABLES



MONZA

Coffee table with flat round base

Width 800 • Depth 800 • Height 490

MCC800	Stocked £355	MTO £636
--------	-----------------	-------------



BRESCIA

Coffee table with flat square base

Width 800 • Depth 800 • Height 490

BCS800	Stocked £340	MTO £742
--------	-----------------	-------------












EROS

Coffee table with flat rectangular base

Width 1400-1600 • Depth 800 • Height 490

ECR1400	Width 1400	Stocked £622	MTO £1060
ECR1600	Width 1600	£649	£1166

Frame finishes	Top finishes Stocked
 -K Black	 -BW Barcelona Walnut
 -BS Brushed steel	 -B Beech
 -WH White	 -GO Grey Oak
	 -KO Kendal Oak
	 -O Oak
	 -WH White

DINING TABLES



MONZA

Dining table with flat round base

Width 800 • Depth 800 • Height 725

MDC800	Stocked £355	MTO £742
--------	-----------------	-------------



BRESCIA

Dining table with flat square base

Width 800 • Depth 800 • Height 725

BDS800	Stocked £386	MTO £848
--------	-----------------	-------------



EROS

Dining table with flat rectangular base

Width 1400-1600 • Depth 800 • Height 725

EDR1400	Width 1400	Stocked £649	MTO £1166
EDR1600	Width 1600	£677	£1272

POSEUR TABLES



MONZA

Poseur table with flat circular base

Width 800 • Depth 800 • Height 1110

MPC800	Stocked £422	MTO £848
--------	-----------------	-------------



BRESCIA

Poseur table with flat square base

Width 800 • Depth 800 • Height 1110

BPS800	Stocked £508	MTO £954
--------	-----------------	-------------



EROS

Poseur table with flat rectangular base

Width 1400-1600 • Depth 800 • Height 1110

EPR1400	Width 1400	Stocked £729	MTO £1272
EPR1600	Width 1600	£756	£1378



Top finishes – Stocked



-KO
Kendal Oak



-WH
White



BUDDY-1-K

Shield shaped laptop table with black frame

Width 460 • Depth 500 • Height 680

Stocked	MTO
£300	£450



BUDDY-1-WH

Shield shaped laptop table with white frame

Width 460 • Depth 500 • Height 680

Stocked	MTO
£300	£450



BUDDY-2-K

Straight laptop table with black frame

Width 300 • Depth 500 • Height 675

Stocked	MTO
£250	£350



BUDDY-2-WH

Straight laptop table with white frame

Width 300 • Depth 500 • Height 675

Stocked	MTO
£250	£350



MEETING SPACES

From private offices to open plan gathering points, the clean, functional lines and vast mix of meeting table options offer everything needed for employees to be inspired and productive. Table tops are designed to incorporate power and data capabilities, embracing the latest technology so you can break away from the predictable, old fashioned conference rooms and create new dimensions in meeting space design.



162 Elev8² Touch

166 Anson

170 Fuze

176 Eternal

184 Folding Leg

188 Moby

ELEV8²

The Elev8² Touch height adjustable tables combine unique design with versatility to transform corporate spaces like boardrooms into flexible meeting places. Lack of physical activity in offices is considered the main reason for back pain, fatigue and other complaints, and the majority of boardroom meeting are sedentary environments, so you can vary your position from sitting to standing allowing for a variety of postures throughout the meeting.





EVTBT18

Rectangular height adjustable boardroom table

Width 1800 • Depth 1000 • Height 650-1250

Stocked	MTO
£1633	£1683



EVTBT18-AB

Add-on unit for height adjustable boardroom tables

Width 1800 • Depth 1000 • Height 650-1250

Stocked	MTO
£1451	£1496

Frame finishes



-K
Black



-S
Silver



-WH
White

Top finishes Stocked



-B
Beech



-O
Oak



-WH
White

MTO



-GO
Grey Oak



-W
Walnut



EVTBT20

Add-on unit for height adjustable boardroom tables

Width 2000 • Depth 1000 • Height 650-1250

Stocked	MTO
£1764	£1818



EVTBT20-AB

Add-on unit for height adjustable boardroom tables

Width 2000 • Depth 1000 • Height 650-1250

Stocked	MTO
£1580	£1629



EVTBT24

Radial end height adjustable boardroom table

Width 2400 • Depth 1000 • Height 650-1250

Stocked	MTO
£1828	£1884



EVTBT24R

Boat shaped height adjustable boardroom table

Width 2400 • Depth 800-1300 • Height 650-1250

Stocked	MTO
£1828	£1884



ANSON

The boardroom is an integral part of any office and it's the room where it all happens and the Anson range of boardroom tables provide attendees with the distinctive impression of quality, precision & strength that makes a bold, visual statement in any conference room. Create the right impression for customers, employees, important business contacts, interviewees, and showcase the business in the best possible way with Anson tables.



Top finish



-BW

Barcelona Walnut



ANS-TBR22

Rectangular executive table

Width 2200 • Depth 1200 • Height 725

Barcelona Walnut

£1400



ANS-TBC12

Circular executive table

Width 1200 • Depth 1200 • Height 725

Barcelona Walnut

£1200



ANS-TBS12

Square executive table

Width 1200 • Depth 1200 • Height 725

Barcelona Walnut

£1200



FUZE

Fuze exemplifies elegance, providing a sophisticated boardroom table design which is the perfect answer for a less corporate modern office. The simple, flexible design naturally assimilates to the task or application at hand and the solid oak legs are built to last. Fuze's clean, functional lines and co-ordinated table top finish options offer everything you need to be inspired and productive.







Frame
finish


 -WH
White/Oak legs


Top finishes
Stocked

 -WH
White

MTO

 -GO
Grey Oak

 -O
Oak

 -WO
White/Oak edge

FZBT3216

Rectangular boardroom table

Width **3200** • Depth **1600** • Height **725**

Stocked	MTO
£1770	£1825



FZBT1616

Square boardroom table starter unit

Width **1600** • Depth **1600** • Height **725**

Stocked	MTO
£1090	£1124



FZBT1616-AB

Square boardroom table add-on unit

Width **1600** • Depth **1600** • Height **725**

Stocked	MTO
£682	£704





- Frame finish

-WH
White/Oak legs
- Top finishes Stocked

-WH
White

MTO

-GO
Grey Oak

-O
Oak

-WO
White/Oak edge

FZBT3216-CO

Width	3200	•	Depth	1600	•	Height	725
Stocked	£1770		MTO	£1825			



FZBT1616-CO

Width	1600	•	Depth	1600	•	Height	725
Stocked	£1090		MTO	£1124			



FZBT1616-AB-CO

Width	1600	•	Depth	1600	•	Height	725
Stocked	£682		MTO	£704			

POWER MODULES



APD2PINF/1S/1D/1T-K

2 x UK sockets, 1 x RJ45, 1 x USB
RRP £330



ENDD1-K

2 x UK sockets, 1 x USB
RRP £570



THL-2-S

4 x UK sockets, 2 x USB, 1 x RJ45, 1 x HDMI
RRP £1680



ETERNAL

Eternal is a sophisticated boardroom table collection with robust customisable options for all your meeting room needs. Many sizes, shapes, and details let you tailor the look for formal or casual settings, with stylish flat circular bases and cylindrical columns, tops available in multiple finishes, and integrated power options which makes Eternal a practical choice for supporting technology.





ETN10C

Circular boardroom table

Width 1000 • Depth 1000 • Height 725

Stocked	MTO
£550	£570



ETN12C

Circular boardroom table

Width 1200 • Depth 1200 • Height 725

Stocked	MTO
£610	£625

Frame finishes	Top finishes Stocked
 -K Black	 -B Beech
 -BS Brushed Steel	 -WH White
	MTO
	 -GO Grey Oak
	 -O Oak
	 -W Walnut



ETN10

Square boardroom table

Width 1000 • Depth 1000 • Height 725

Stocked	MTO
£425	£450



ETN10D

D-end boardroom table add-on

Width 1000 • Depth 1000 • Height 725

Stocked	MTO
£460	£477



RECTANGULAR

Rectangular boardroom table

Width 1800-2000 • Depth 1000 • Height 725

		Stocked	MTO
ETN18	Width 1800	£815	£840
ETN20	Width 2000	£860	£890



ETN24

Radial end boardroom table add-on

Width 2400 • Depth 1000 • Height 725

Stocked	MTO
£1117	£1150





ETN10-CO

Square table with cutout for power module
Width 1000 • Depth 1000 • Height 725
Stocked £540 MTO £560










ETN10C-CO

Circular table with cut-out for power module
Width 1000 • Depth 1000 • Height 725
Stocked £665 MTO £680



ETN12C-CO

Circular table with cut-out for power module
Width 1200 • Depth 1200 • Height 725
Stocked £720 MTO £740

Frame finishes	Top finishes Stocked
 -K Black	 -B Beech
 -BS Brushed Steel	 -WH White
	MTO
	 -GO Grey Oak
	 -O Oak
	 -W Walnut

POWER MODULES



PX-1

1 x UK socket & 1 x USB fast charge
Black £330 White £330



PL-2

1 x UK socket & 1 x USB fast charge
Black £525 White £525



79-1

2 x UK sockets & 2 x USB fast charge
Black £550 Grey £550 White £550

Tables are supplied with 80mm diameter central cutouts suitable for the above power modules





ETN24-CO

Radial end table with cut-out for power module
Width 2400 • Depth 1000 • Height 725
Stocked MTO
£1117 £1150



ETN18-CO

Rectangular table with cut-out for power module
Width 1800 • Depth 1000 • Height 725
Stocked MTO
£815 £840



ETN20-CO

Rectangular table with cut-out for power module
Width 1800 • Depth 1000 • Height 725
Stocked MTO
£860 £890

Frame finishes	Top finishes
 -K Black	 -B Beech
 -BS Brushed Steel	 -WH White
	MTO
	 -GO Grey Oak
	 -O Oak
	 -W Walnut

POWER MODULES



APD2PINF/1S/1D/1T-K

2 x UK sockets, 1x RJ45, 1 x USB
RRP
£330



ENDD1-K

2 x UK sockets, 1 x USB
RRP
£570



THL-2-S

4 x UK sockets, 2 x USB, 1 x RJ45, 1 x HDMI
RRP
£1680

Tables are supplied with 132mm x 272mm central cutouts suitable for the above power modules



FOLDING LEG

Curved folding leg tables combine stylish good looks with versatility and are ideal for use in meeting rooms, conference suites and exhibitions. When folded, the tables stack together neatly for easy storage. The frame design also offers sufficient leg room for users when sat around the tables, and can be used stand-alone or together with semi-circular tables to create your layout.











FOLDING – curved leg tables



RECTANGULAR

Rectangular table with curved folding legs
Width 1200-1800 • Depth 800 • Height 725

		Stocked
CFL1200	Width 1200	£431
CFL1400	Width 1400	£445
CFL1600	Width 1600	£463
CFL1800	Width 1800	£520

Frame finishes	Top finishes
 -K Black	 -B Beech
 -C Chrome	 -GO Grey Oak
 -S Silver	 -O Oak
 -WH White	 -WH White



SEMI CIRCULAR


Semi circular table with curved folding legs
Width 1600 • Depth 800 • Height 725

CFL1600S	Stocked £519
----------	-----------------

FOLDING MECHANISM



Stacking height
125mm per table
Stack up to 12 high (1.5m)



Legs fold neatly under
top for storage



Front - TV bracket



Rear - Whiteboard



MBY808-WHO-BK
Mobile multi-media unit with whiteboard & TV bracket
Width 800 • Depth 500 • Height 1800
RRP
£1500



WORKSTATIONS

The central point to any workspace is the desk, and choosing the right desk is important to ensure the user is not only comfortable but that their needs are met with ease. A desk should help to create a productive and focused work zone that will create a sense of harmony in any office environment, with options for a personal, private space within the workplace environment that allow individuals to concentrate and complete focused tasks in seclusion.



192 Elev8² Touch

198 Fuze

204 Priva

ELEV8²

The ability to sit and stand during the average working day has huge health benefits to the user, helping to burn calories, boost energy levels, improve posture and promote mental well-being. In addition to the numerous health benefits provided by periodic standing, studies show that Elev8₂ height adjustable desks promote creativity, team interaction, collaboration, and the willingness to share ideas.





- Leg finishes**

 - K**
Black
 - S**
Silver
 - WH**
White
- Top finishes**

 - B**
Beech
 - GO**
Grey Oak
 - O**
Oak
 - W**
Walnut
 - WH**
White
 - WO**
White/Oak edge

SINGLE DESK

Twin motor height adjustable desks

Width 1200-1600 • Depth 800 • Height 650-1250

	RRP	
EVT-1200	£1281	Width 1200
EVT-1400	£1306	Width 1400
EVT-1600	£1334	Width 1600


SINGLE DESK SCREENS

Made to order screens with fitting brackets

Width 1200-1600 • Depth 25 • Height 600

	Fabric bands					
	A	B	C	D	E	F
EV1200	£254	£268	£294	£317	£343	£390
EV1400	£281	£294	£324	£349	£377	£428
EV1600	£312	£324	£353	£381	£412	£467

EXTRAS



EV-UCC

Under desk cable management tray

Width 800 • Depth 100 • Height 100

Black	Silver	White
£57	£57	£57



EV-SN

Cable spiral to carry cables from floor to desktop

Width 80 • Depth 80 • Height 150-1300

Black	Silver	White
£90	£90	£90



EVT-RET

Height adjustable return desk

Width 800 • Depth 600 • Height 650-1250

RRP
£934



ELEV8² TOUCH – back-to-back sit-stand desks



- Leg finishes

 - K Black
 - S Silver
 - WH White
- Top finishes

 - B Beech
 - GO Grey Oak
 - O Oak
 - W Walnut
 - WH White
 - WO White/Oak edge

196

STRAIGHT SCREENS

Made to order screens with fitting brackets

Width 1200-1600 • Depth 25 • Height 600

	Fabric bands					
	A	B	C	D	E	F
EVSS-1200	£260	£274	£290	£317	£355	£402
EVSS-1400	£334	£346	£362	£405	£471	£535
EVSS-1600	£368	£397	£426	£477	£575	£652

BACK-TO-BACK DESKS

Twin motor height adjustable desks

Width 1200-1600 • Depth 1650 • Height 650-1250

	RRP		
EVTB-1200	£2664	Width 1200	
EVTB-1400	£2731	Width 1400	
EVTB-1600	£2797	Width 1600	

CURVED SCREENS

Made to order screens with fitting brackets

Width 1200-1600 • Depth 25 • Height 400-700

	Fabric bands					
	A	B	C	D	E	F
EVSC-1200	£274	£290	£303	£329	£364	£413
EVSC-1400	£343	£358	£369	£411	£476	£541
EVSC-1600	£378	£404	£431	£480	£572	£649

CABLE MANAGEMENT



CABLE CHANNELS

Shared cable tray with cover

Width 1028-1428 • Depth 250 • Height 100

EV-LCC-854	Width 1028	£137
EV-LCC-1054	Width 1228	£175
EV-LCC-1254	Width 1428	£217



EV-CHAIN-K

Vertical cable management chain

Width 52 • Depth 25 • Height 1000

RRP
£104

197



FUZE

Increasingly, businesses are moving away from dedicated single employee workspaces, towards more flexible working environments, and bench desk systems are the ideal solution for high density open plan workplaces. Fuze bench desks blend the best of European design with the highest workmanship standards to span a wide range of applications and support the most creative of workspaces.





SINGLE DESK

Single straight desks 800mm deep

Width 1200-1600 • Depth 800 • Height 725

FZ128	Width 1200	£842
FZ148	Width 1400	£880
FZ168	Width 1600	£913

Top finishes



-GO
Grey Oak



-O
Oak



-WH
White



-WO
White/Oak edge



SINGLE BACK-TO-BACK

2 straight 800mm deep desks back-to-back

Width 1200-1600 • Depth 1600 • Height 725

FZ1216	Width 1200	£1021
FZ1416	Width 1400	£1089
FZ1616	Width 1600	£1124



DOUBLE BACK-TO-BACK

4 straight 800mm deep desks back-to-back

Width 2400-3200 • Depth 1600 • Height 725

FZ2416	Width 2400	£1616
FZ2816	Width 2800	£1755
FZ3216	Width 3200	£1825



TRIPLE BACK-TO-BACK

6 straight 800mm deep desks back-to-back

Width 3600-4800 • Depth 1600 • Height 725

FZ3616	Width 3600	£2210
FZ4216	Width 4200	£2419
FZ4816	Width 4800	£2522





Top finishes



-GO
Grey Oak



-O
Oak



-WH
White



-WO
White/Oak edge

STARTER UNITS

2 straight 800mm deep desks back-to-back

Width 1200-1600 • Depth 1600 • Height 725

FZ1216-SB	Width 1200	£1021
FZ1416-SB	Width 1400	£1089
FZ1616-SB	Width 1600	£1124

ADD-ON UNITS

2 straight 800mm deep desks with recessed leg

Width 1200-1600 • Depth 1600 • Height 725

FZ1216-AB	Width 1200	£599
FZ1416-AB	Width 1400	£668
FZ1616-AB	Width 1600	£704

CABLE MANAGEMENT



SINGLE CABLE TRAY

Cable management tray for single desks

Width 1000-1400 • Depth 100 • Height 60

ED12SCT-WH	Fits 1200 wide desk	£82
ED14SCT-WH	Fits 1400 wide desk	£93
ED16SCT-WH	Fits 1600 wide desk	£137



CENTRAL CABLE TRAY

Shared cable tray which sits central

Width 1000-1400 • Depth 320 • Height 60

ED12DCT-WH	Fits 1200 wide desk	£146
ED14DCT-WH	Fits 1400 wide desk	£154
ED16DCT-WH	Fits 1600 wide desk	£161



VERTICAL CABLE RISER

Fits between recessed centre leg supports


Width 188-570 • Depth 80 • Height 520

FZCR-WH	Width 188-570	£130
---------	---------------	------



PRIVA

The loss of private space and an inability to concentrate in an open plan work area has inspired the design of the Priva workstations which can be configured to specific needs and support individual work zones. The rich repertoire of geometric shapes can be positioned to suit defined spaces, allowing individuals to concentrate and complete focused tasks in a private space within the workplace environment.





SMALL WORKSTATION

Study workstation pod

Width 1200 • Depth 1500 • Height 1500

	Fabric bands					
	A	B	C	D	E	F
PRV-WS01R	N/A	N/A	N/A	£3250	£3450	£3750



MEDIUM WORKSTATIONS

Rectangular pod with left or right hand entrance

Width 1200 • Depth 1800 • Height 1500

		Fabric bands					
		A	B	C	D	E	F
PRV-WS02R-L	Left hand	N/A	N/A	N/A	£4000	£4200	£4500
PRV-WS02R-R	Right hand	N/A	N/A	N/A	£4000	£4200	£4500



LARGE WORKSTATIONS

Rectangular pod with left or right hand entrance

Width 1400 • Depth 2000 • Height 1500

		Fabric bands					
		A	B	C	D	E	F
PRV-WS03R-L	Left hand	N/A	N/A	N/A	£4500	£4700	£5000
PRV-WS03R-R	Right hand	N/A	N/A	N/A	£4500	£4700	£5000





SMALL WORKSTATION

Study angular workstation pod

Width 2000 • Depth 1000 • Height 1500

PRV-WS01A	Fabric bands					
	A	B	C	D	E	F
	N/A	N/A	N/A	£2900	£3100	£3400



MEDIUM WORKSTATIONS

Hexagonal pod with left or right hand entrance

Width 1600 • Depth 1800 • Height 1500

PRV-WS02A-L	Left hand	Fabric bands					
		A	B	C	D	E	F
PRV-WS02A-R	Right hand	N/A	N/A	N/A	£3800	£4000	£4300



LARGE WORKSTATIONS

Hexagonal pod with left or right hand entrance

Width 1800 • Depth 2000 • Height 1500

PRV-WS03A-L	Left hand	Fabric bands					
		A	B	C	D	E	F
PRV-WS03A-R	Right hand	N/A	N/A	N/A	£4100	£4300	£4600



SEATING

The average office worker spends more than 75,000 minutes in a seated position every year, so selecting the right office chair is a very important decision. A good supportive chair is a long-term investment in a person's health and wellbeing, whether at the workplace, in meetings or working from home. There is no single type of office chair that is an optimal fit for all – it needs to easily adjust to fit the user, their preferences, and how they work.



214 Shelby

216 Sway

216 Elise

216 Kacey

220 Suzi

222 Harmony

224 Strut

226 Fundamental

228 Remy

230 Roscoe

234 Tuba

238 Dart

238 Tamar

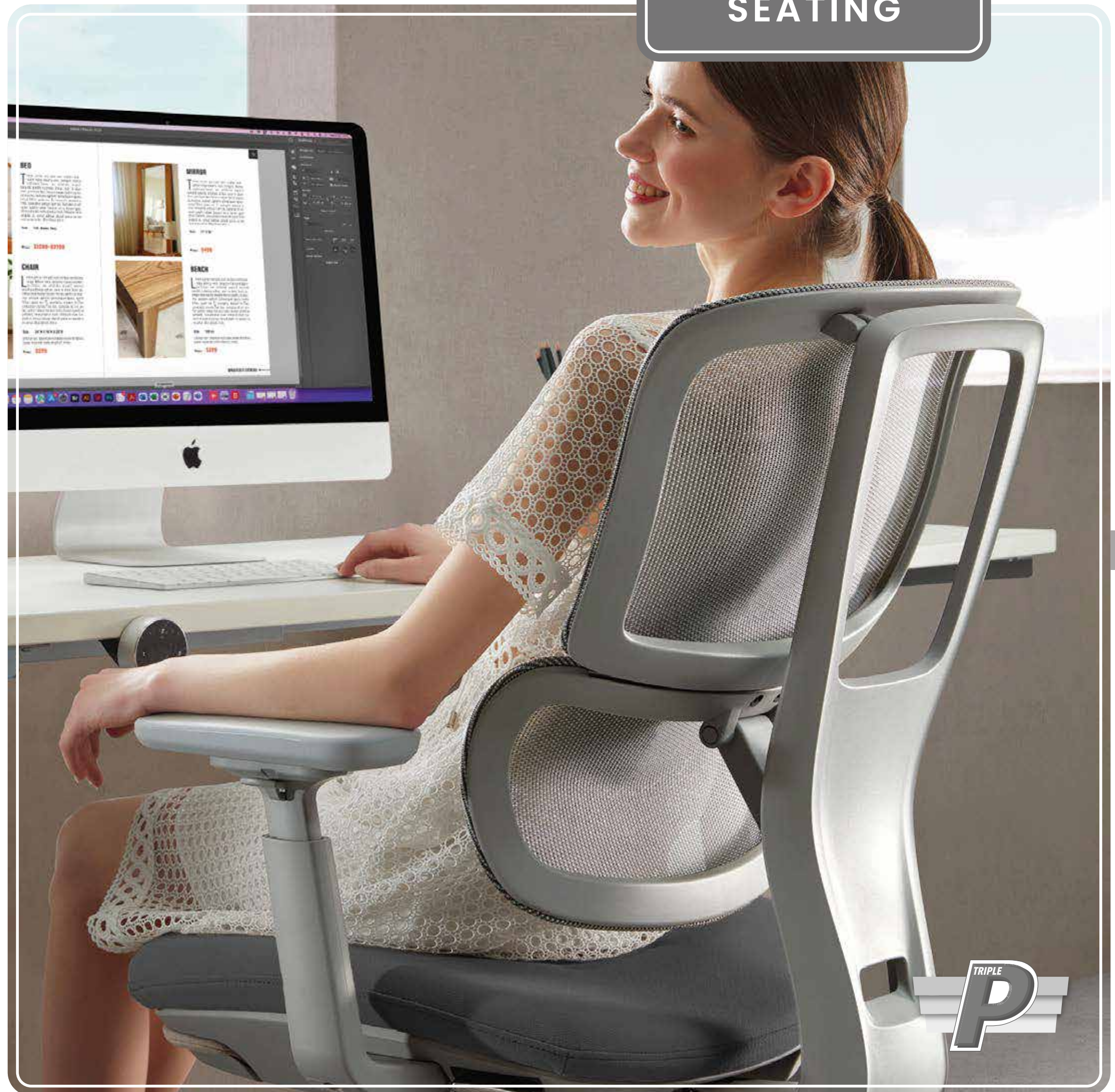
242 Tegan

246 Solus

TRIPLE-P

For any office worker that spends a significant part of their day at their desk, comfort is essential. Ergonomics is all about enhancing your performance through good design whilst also keeping you safe and healthy, and the Triple-P range of performance chairs have been designed to best support the human body, including considerations like posture, comfort, support and health.

Triple-P: performance, posture, professional.





SHL300K2-G
Grey mesh back chair with grey seat
Width **685** • Depth **700** • Height **990-1080**
RRP
£625



SHL301K2-G
Grey mesh back chair with grey seat & headrest
Width **685** • Depth **700** • Height **1150-1240**
RRP
£675





SHL300K2-K
Black mesh back chair with black seat
Width **685** • Depth **700** • Height **990-1080**
RRP
£625





SHL301K2-K
Black mesh back chair with black seat & headrest
Width **685** • Depth **700** • Height **1150-1240**
RRP
£675


Mechanisms

- 

Gas lift adjustment
- 

Back rake adjustment
- 

Back height adjustment
- 

Weight tension control
- 

Seat depth adjustment





SWY300K2-G

Black fabric seat with black mesh back

Width **690** • Depth **600** • Height **1045-1125**

RRP
£500



ELS300K2-K

Black fabric seat with black mesh back

Width **680** • Depth **700** • Height **1140-1280**

RRP
£840



KCY400T1-K

Made-to-order seat with black mesh back

Width **635** • Depth **600** • Height **1000-1090**

Fabric bands					
A	B	C	D	E	F
£450	£475	£500	£525	£550	£600

Mechanisms



Gas lift
adjustment
ELS300K2-K
KCY400T1-K
SWY300K2-G



Weight tension
control
ELS300K2-K
KCY400T1-K
SWY300K2-G



Back height
adjustment
ELS300K2-K



Back rake
adjustment
ELS300K2-K



Seat depth
adjustment
ELS300K2-K
KCY400T1-K



Lumbar
support
ELS300K2-K
KCY400T1-K



Synchro seat
& back tilt
ELS300K2-K
KCY400T1-K



MULTI-PURPOSE

Depending on your requirements, multi-purpose chairs and stools can serve many different purposes, offering a flexible solution when seating is required for various areas in the workspace. Not all companies have formal canteens and breakout spaces, but all companies need to get people away from their desks, so multi-purpose furniture provides the ideal solution for informal spaces within the office.





4 STAR BASE

Upholstered chair with chrome swivel base

Width 480 • Depth 550 • Height 850

Fabric bands					
A	B	C	D	E	F
SUZ100 - No arms					
£492	£524	£554	£615	£677	£738
SUZ100A - With arms					
£554	£585	£615	£677	£738	£800



WOODEN LEGS

Upholstered chair with conical wooden legs

Width 480 • Depth 550 • Height 840

Fabric bands					
A	B	C	D	E	F
SUZ200 - No arms					
£524	£554	£585	£646	£708	£769
SUZ200A - With arms					
£615	£646	£677	£738	£800	£860



SLED FRAME

Upholstered chair with chrome sled base

Width 480 • Depth 550 • Height 830

Fabric bands					
A	B	C	D	E	F
SUZ300 - No arms					
£369	£401	£432	£492	£554	£615
SUZ300A - With arms					
£492	£524	£554	£615	£677	£738



PYRAMID BASE

Upholstered seat with swivel pyramid base

Width 480 • Depth 550 • Height 830

Fabric bands					
A	B	C	D	E	F
SUZ400 - No arms					
£369	£401	£432	£492	£554	£615
SUZ400A - With arms					
£492	£524	£554	£615	£677	£738



MOBILE BASE

Upholstered seat with pyramid base & castors

Width 480 • Depth 550 • Height 830

Fabric bands					
A	B	C	D	E	F
SUZ500 - No arms					
£399	£431	£462	£522	£584	£645
SUZ500A - With arms					
£522	£554	£584	£645	£707	£768

Base colours



-K

Black



-WH

White





HRM504C

Chrome 4 leg chair

Width 550 • Depth 520 • Height 830

RRP
£202



HRM504K

Black 4 leg chair

Width 550 • Depth 520 • Height 830

RRP
£202



CHAIR WITH SEAT PAD

4 leg chair with upholstered seat pad

Width 550 • Depth 520 • Height 830

Fabric bands					
A	B	C	D	E	F
HRM504C - Chrome frame					
£265	£287	£308	£329	£371	£421
HRM504K - Black frame					
£265	£287	£308	£329	£371	£421

Shell colours



-K
Black



-BL
Blue



-GR
Grey



-OR
Orange



HRM509C

Chrome sled frame stool

Width 550 • Depth 520 • Height 1160

RRP
£297



HRM509C-SP

Chrome sled frame stool with upholstered seat pad

Width 550 • Depth 520 • Height 1160

Fabric bands					
A	B	C	D	E	F
£398	£424	£446	£467	£504	£572





CHAIR

Plastic multi-purpose chair

Width 480 • Depth 530 • Height 850

STR501C	Chrome sled frame	£265
STR502C	Chrome 4 leg frame	£265
STR504W	Natural oak frame	£270



CHAIR WITH SEAT PAD

Plastic multi-purpose chair with seat pad

Width 480 • Depth 530 • Height 850

		Fabric bands					
		A	B	C	D	E	F
STR501C	Chrome sled frame	£350	£370	£380	£390	£410	£430
STR502C	Chrome 4 leg frame	£350	£370	£380	£390	£410	£430
STR504W	Natural oak frame	£360	£380	£390	£400	£420	£440



CHAIR

Plastic multi-purpose stool

Width 480 • Depth 530 • Height 1060

STR601C	Chrome sled frame	£315
STR604W	Natural oak frame	£380



STOOL WITH SEAT PAD

Plastic multi-purpose stool with seat pad

Width 480 • Depth 530 • Height 1060

		Fabric bands					
		A	B	C	D	E	F
STR601C	Chrome sled frame	£400	£420	£440	£450	£465	£525
STR604W	Natural oak frame	£421	£435	£446	£459	£471	£535

Shell colours



-K
Black



-GR
Grey



-MU
Mustard



-NB
Navy Blue



-RE
Red



-WH
White





CH2012-B-C

Wooden chair with beech seat & back

Width 530 • Depth 560 • Height 870

RRP
£200



UPHOLSTERED CHAIR

Chrome 4 leg upholstered dining chair

Width 530 • Depth 560 • Height 870

Fabric bands					
A	B	C	D	E	F
CH2012-BUS-C - Beech back & upholstered seat					
£225	£245	£265	£285	£300	£330
CH2012-F-C - Fully upholstered					
£265	£280	£300	£350	£400	£450



HS2010-B-C

Wooden stool with beech seat & back

Width 515 • Depth 550 • Height 1050

RRP
£250



UPHOLSTERED STOOL

Chrome 4 leg upholstered stool

Width 515 • Depth 550 • Height 1050

Fabric bands					
A	B	C	D	E	F
HS2010-BUS-C - Beech back & upholstered seat					
£280	£300	£320	£340	£360	£380
HS2010-F-C - Fully upholstered					
£300	£320	£340	£360	£380	£400





REM-HS-CS

Chrome frame stool without arms

Width 460 • Depth 470 • Height 940

Fabric bands					
A	B	C	D	E	F
£462	£492	£524	£554	£615	£646



REM-HSA-CS

Chrome frame stool with arms

Width 460 • Depth 470 • Height 940

Fabric bands					
A	B	C	D	E	F
£554	£585	£615	£646	£708	£738



REM-HS

Oak frame stool without arms

Width 410 • Depth 470 • Height 940

Fabric bands					
A	B	C	D	E	F
£677	£708	£738	£769	£800	£830

REM-HSA

Oak frame stool with arms

Width 410 • Depth 470 • Height 940

Fabric bands					
A	B	C	D	E	F
£769	£800	£830	£860	£893	£923

Wood colours



-K
Black



-O
Oak



-WH
White





CHROME FRAME

Chrome 4 leg stool
Width 530 • Depth 480 • Height 1100

ROS02-HS	No arms	£334
ROS02-HSA	Fixed arms	£371



UPHOLSTERED SEAT PAD

Chrome 4 leg stool with seat pad
Width 530 • Depth 480 • Height 1100

Fabric bands					
A	B	C	D	E	F
ROS02-HS - No arms					
£401	£432	£462	£492	£524	£554
ROS02-HSA - Fixed arms					
£432	£462	£492	£524	£554	£585

- Shell colours
- CG
Charcoal Grey
 - IB
Ice Blue
 - SB
Sandy Beech
 - WY
Warm Yellow



OAK FRAME

Chrome 4 leg stool
Width 530 • Depth 480 • Height 1100

ROS01-HS	No arms	£615
ROS01-HSA	Fixed arms	£663



UPHOLSTERED SEAT PAD

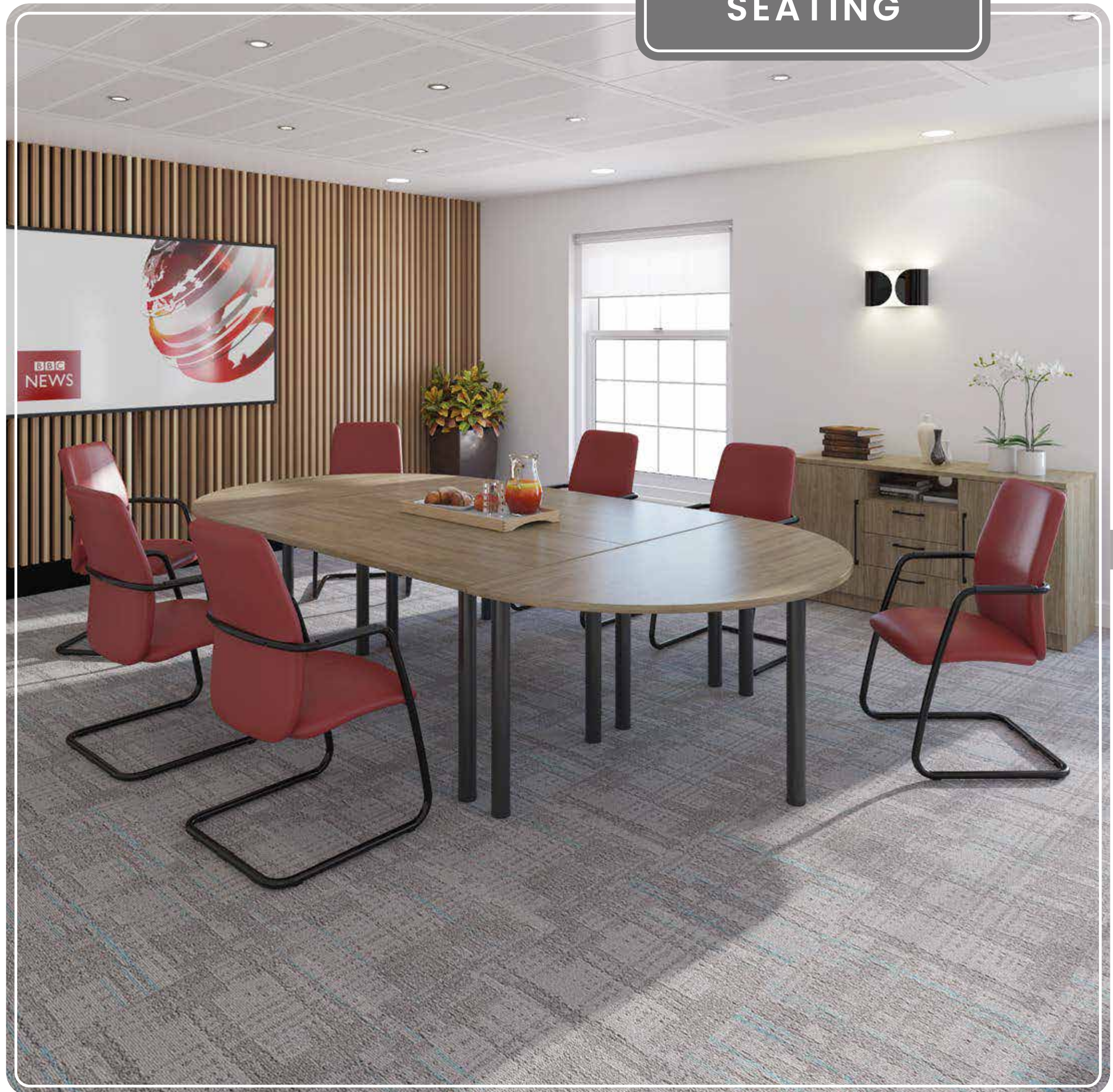
Chrome 4 leg stool with seat pad
Width 530 • Depth 480 • Height 1100

Fabric bands					
A	B	C	D	E	F
ROS01-HS - No arms					
£677	£708	£738	£769	£800	£830
ROS01-HSA - Fixed arms					
£738	£769	£800	£830	£860	£893



MEETING

Our range of meeting chair options have been designed to make people feel welcome and focused during meetings and presentations, so key decisions relating to the business can be made in an inspiring and comfortable environment. The angled lines of these meeting room chairs create an unpretentious, contemporary look that blends well with just about any office space.





MESH BACK

Cantilever chair with mesh back

Width 550 • Depth 620 • Height 845

Fabric bands					
A	B	C	D	E	F
TUB300C1-K - Black frame					
£260	£270	£280	£300	£320	£350
TUB300C1-C - Chrome frame					
£260	£270	£280	£300	£320	£350



HALF BACK

Cantilever chair with half fabric back

Width 550 • Depth 620 • Height 845

Fabric bands					
A	B	C	D	E	F
TUB100C1-K - Black frame					
£240	£250	£260	£280	£300	£325
TUB100C1-C - Chrome frame					
£240	£250	£260	£280	£300	£325



FULL BACK

Cantilever chair with fabric back

Width 550 • Depth 620 • Height 930

Fabric bands					
A	B	C	D	E	F
TUB200C1-K - Black frame					
£260	£270	£280	£300	£320	£350
TUB200C1-C - Chrome frame					
£260	£270	£280	£300	£320	£350



MESH BACK

4 leg chair with mesh back

Width 550 • Depth 620 • Height 845

Fabric bands					
A	B	C	D	E	F
TUB304C1-K - Black frame					
£260	£270	£280	£300	£320	£340
TUB304C1-C - Chrome frame					
£260	£270	£280	£300	£320	£340



HALF BACK

4 leg chair with half fabric back

Width 550 • Depth 620 • Height 845

Fabric bands					
A	B	C	D	E	F
TUB104C1-K - Black frame					
£240	£250	£260	£280	£300	£325
TUB104C1-C - Chrome frame					
£240	£250	£260	£280	£300	£325



FULL BACK

4 leg chair with fabric back

Width 550 • Depth 620 • Height 930

Fabric bands					
A	B	C	D	E	F
TUB204C1-K - Black frame					
£250	£260	£270	£290	£310	£330
TUB204C1-C - Chrome frame					
£250	£260	£270	£290	£310	£330





MESH BACK

Pyramid base chair with mesh back
Width 550 • Depth 620 • Height 845

Fabric bands						
A	B	C	D	E	F	
TUB302C1-K - Black base						
£350	£360	£370	£390	£410	£430	
TUB302C1-WH - White base						
£350	£360	£370	£390	£410	£430	



HALF BACK

Pyramid base chair with half fabric back
Width 550 • Depth 620 • Height 845

Fabric bands						
A	B	C	D	E	F	
TUB102C1-K - Black base						
£340	£350	£360	£380	£400	£420	
TUB102C1-WH - White base						
£340	£350	£360	£380	£400	£420	



FULL BACK

Pyramid base chair with fabric back
Width 550 • Depth 620 • Height 930

Fabric bands						
A	B	C	D	E	F	
TUB202C1-K - Black base						
£360	£370	£380	£400	£420	£440	
TUB202C1-WH - White base						
£360	£370	£380	£400	£420	£440	



MESH BACK

Mobile chair with mesh back
Width 550 • Depth 620 • Height 845

Fabric bands						
A	B	C	D	E	F	
TUB303C1-K - Black frame						
£370	£380	£390	£410	£430	£450	
TUB303C1-WH - White base						
£370	£380	£390	£410	£430	£450	



HALF BACK

Mobile chair with half fabric back
Width 550 • Depth 620 • Height 845

Fabric bands						
A	B	C	D	E	F	
TUB103C1-K - Black frame						
£370	£380	£390	£410	£430	£450	
TUB103C1-WH - White base						
£370	£380	£390	£410	£430	£450	



FULL BACK

Mobile chair with fabric back
Width 550 • Depth 620 • Height 930

Fabric bands						
A	B	C	D	E	F	
TUB203C1-K - Black frame						
£390	£400	£410	£430	£450	£470	
TUB203C1-WH - White base						
£390	£400	£410	£430	£450	£470	





DAR50001

Wooden frame chair without arms

Width 520 • Depth 600 • Height 850

Fabric bands					
A	B	C	D	E	F
£241	£257	£289	£313	£344	£391



DAR50004

Wooden frame chair with arms

Width 520 • Depth 600 • Height 850

Fabric bands					
A	B	C	D	E	F
£241	£257	£289	£313	£344	£391



TAM50001

Wooden frame chair without arms

Width 580 • Depth 540 • Height 820

Fabric bands					
A	B	C	D	E	F
£351	£368	£383	£401	£440	£500



TAM50004

Wooden frame chair with arms


Width 580 • Depth 540 • Height 820

Fabric bands					
A	B	C	D	E	F
£390	£410	£425	£455	£475	£525



SEATING FAMILIES

Everybody deserves a good office chair which has the movement and positioning capabilities to enable people to sit comfortably, whilst at the same time encouraging productivity by seamlessly supporting the body during work activities. That means combining the right ergonomic design and advanced functionality for optimum flexibility and comfort, in addition to selecting the customer's individual choice of chair fabric that coordinates with the interior design style or corporate branding.





FABRIC - PCB

Fabric back PCB operators chair

Width 680 • Depth 590 • Height 1005-1130							
	A	B	C	D	E	F	
TGF10-000 No arms	£250	£260	£270	£290	£310	£330	
TGF11-000 2D arms	£300	£315	£325	£340	£360	£380	
TGF12-000 3D arms	£320	£330	£340	£360	£380	£400	
With headrest							
TGFH12-000 3D arms	£417	£430	£441	£455	£480	£544	



FABRIC - SYNCHRO

Fabric back synchro operators chair

Width 680 • Depth 590 • Height 1005-1130							
	A	B	C	D	E	F	
TGF20-000 No arms	£324	£337	£348	£362	£386	£438	
TGF21-000 2D arms	£386	£398	£411	£422	£447	£507	
TGF22-000 3D arms	£411	£422	£436	£447	£472	£536	
With headrest							
TGFH22-000 3D arms	£480	£491	£504	£516	£540	£613	



MESH - PCB

Mesh back PCB operators chair

Width 680 • Depth 590 • Height 1005-1130							
	A	B	C	D	E	F	
TGM10-000 No arms	£300	£310	£320	£340	£360	£380	
TGM11-000 2D arms	£350	£360	£370	£390	£410	£430	
TGM12-000 3D arms	£370	£380	£390	£410	£430	£450	



MESH - SYNCHRO

Mesh back synchro operators chair

Width 680 • Depth 590 • Height 1005-1130							
	A	B	C	D	E	F	
TGM20-000 No arms	£350	£360	£370	£390	£410	£430	
TGM21-000 2D arms	£410	£420	£430	£450	£470	£490	
TGM22-000 3D arms	£430	£440	£450	£470	£490	£510	

Mechanisms



Gas lift
adjustment

TGF20
TGF10
TGM20
TGM10



Back height
adjustment

TGF20
TGF10
TGM20
TGM10



Back rake
adjustment

TGF20
TGF10
TGM20
TGM10



Lockable
back

TGF20
TGF10
TGM20
TGM10



Weight tension
control

TGF20
TGM20



Anti shock
back

TGM20
TGM10





TGF100

Fabric back cantilver meeting chair

Width 640 • Depth 550 • Height 930

Fabric bands					
A	B	C	D	E	F
£310	£320	£330	£340	£350	£370



TGF200

Fabric back 4 leg meeting chair

Width 640 • Depth 550 • Height 930

Fabric bands					
A	B	C	D	E	F
£350	£360	£370	£390	£410	£430



TGM100

Mesh back cantilver meeting chair

Width 640 • Depth 550 • Height 930

Fabric bands					
A	B	C	D	E	F
£310	£320	£330	£340	£350	£370



TGM200

Mesh back 4 leg meeting chair

Width 640 • Depth 550 • Height 930

Fabric bands					
A	B	C	D	E	F
£350	£360	£370	£380	£400	£420





SLS300-K
Operator chair with black base and glides
Width **630** • Depth **590** • Height **810-900**

Fabric bands					
A	B	C	D	E	F
£411	£422	£438	£465	£480	£544



SLS305-K
Operator chair with black base and castors
Width **630** • Depth **590** • Height **810-900**

Fabric bands					
A	B	C	D	E	F
£411	£422	£438	£465	£480	£544



SLS400-K
Draughtsman chair with black base
Width **590** • Depth **590** • Height **1000-1090**

Fabric bands					
A	B	C	D	E	F
£480	£491	£506	£534	£546	£621

Shell colours

–DG
Dove Grey

–K
Black



SLS300-C
Operator chair with chrome base and glides
Width **630** • Depth **590** • Height **810-900**

Fabric bands					
A	B	C	D	E	F
£465	£480	£491	£518	£534	£606



SLS305-C
Operator chair with chrome base and glides
Width **630** • Depth **590** • Height **810-900**

Fabric bands					
A	B	C	D	E	F
£465	£480	£491	£518	£534	£606



SLS400-C
Draughtsman chair with chrome base
Width **590** • Depth **590** • Height **1000-1090**

Fabric bands					
A	B	C	D	E	F
£534	£546	£560	£587	£603	£684





SLS100-K
Meeting chair with black cantilever base
Width 630 • Depth 590 • Height 810-900

Fabric bands					
A	B	C	D	E	F
£397	£411	£422	£453	£465	£527



SLS100-C
Meeting chair with chrome cantilever base
Width 630 • Depth 590 • Height 810-900

Fabric bands					
A	B	C	D	E	F
£422	£438	£453	£480	£491	£558

Shell colours

-DG
Dove Grey

-K
Black



SLS200-K
Meeting chair with black 4 leg base
Width 630 • Depth 590 • Height 810-900

Fabric bands					
A	B	C	D	E	F
£397	£411	£422	£453	£465	£527



SLS200-C
Meeting chair with chrome 4 leg base
Width 630 • Depth 590 • Height 810-900

Fabric bands					
A	B	C	D	E	F
£422	£438	£453	£480	£491	£558



PROJECT SUPPORT

Selecting the right fabric upholstery for seating and wood finishes for your tables and desks can seem like a daunting task. It's easy to become overwhelmed when selecting fabrics and laminates as there seem to be an infinite amount of options when it comes to colours, textures and patterns. The workplace's atmosphere and overall appearance will be greatly influenced by the colours and patterns you select for your office furniture.



INSPIRATION & COLOURS

The workspace – and in particular the products in that space – needs a customised touch. It helps employees create a stronger, more meaningful connection to the workplace. It also fosters an atmosphere that attracts people to the office.

A personalised touch and strategic branding is an effective way to help employees connect with the modern workplace environment.



Colour has a major impact on our emotions and how we act, so it can certainly be used to deliver an inviting office. One of the surest design tips for an interior is to include the natural world. The science shows that nature improves both happiness and creativity.

When people are working longer hours and getting pulled in so many different directions, having softer, more textural materials close to your body is really important to your sense of wellbeing.



Natural light, natural colours and natural products all work together to create the optimum environment for productivity and creativity. Contact with nature and our response to it continues to exercise significant effects on people's physical and mental health, performance and well-being. Natural products are also more tactile, more versatile, and when it comes to good acoustics, measurably more effective.

COMBINATIONS & MOODS




Inspiration should do more than make you feel good. It's the foundation of collaborative design.

Mood boards can serve many purposes, starting with organising the inspiration around a project. They can be a valuable resource throughout the design project, to help keep the style and aesthetic consistent and on track with a client's goals and expectations.

Mood boards are also an excellent way to refine a project's style before diving into the actual design process.





Fabric ranges

Fabric bands and ranges shown below are suitable for soft seating products.
For fabric samples, please contact your account manager or sales representative.

A

Agua	Lavoro									
Camira	Era									
Inloom	Alba									

B

Agua	Buro	Paint Pot	Stol	Task						
Camira	Canopy									
Chieftain	Trimcell									
Inloom	Radio	One								
Panaz	Cadet Colours	Highland								

C

Agua	Juno	Libra	Linetta							
Camira	Aspect	Mainline Plus	Manila	Oceanic	Patina	Quest	Vita	X2		
Chieftain	Carino	Just Colour	Pasha							
Inloom	Time	Jet								
Panaz	Alba	Aston								

D

Agua	Alberta Hyde	Cashmir	Taurus	Tones	Fusion	Snowdon				
Camira	Halcyon Cedar	Main Line Flax	Main Line Flax Stripe	Main Line Twist	Sumi	Synergy				
Chieftain	Carousel	Casco	Lionella	Universal						
Inloom	Jeans	Jet Bioactive	Riva	Roccia						
Panaz	Eve	Linear								

E

Agua	Cord	Finezza	Mystique	Pearl	The 7 Collection	Tierra Eco	VerdEco		
Camira	24/7+ Kyoto	24/7 Flax Oxygen	Aquarius Regent	Blazer Silk	Track	Halcyon Aspen/Blossom	Hemp	Intervene	
Chieftain	Ravel								
Inloom	Corte	Milano	Nautilus	Sealife	Spazio				

F

Camira	Armadillo	Corrosion	Craggan Flax	Deca	Nettle Aztec	Yoredale	Zap		
Inloom	Nabucco								

Wood ranges

We have a selection of MFC wood finishes for our workstations and table ranges with some products also available with MDF laminate made-to-order tops.

MFC Wood Finishes

We only use FSC-certified wood manufacturing our products in-house in the UK, with total traceability for every order. Constructed from a chipboard core and finished with a decorative melamine covering, MFC is a versatile product ideal for use with office furniture.

BARCELONA WALNUT -BW	BEECH -B	GREY OAK -GO	KENDAL OAK -KO
OAK -O	ONYX GREY -OG	WALNUT -W	WHITE -WH

MDF Wood Finishes – Altofina Collection

Dazzling and innovative decors, finishes and performance grades have been introduced to mingle with a selection of mainstream decorative laminates. The Altofina laminate collection creates interior spaces that are both brilliantly designed and commercially affordable.

Colours

BLACK 001	BLUE 001	CREAM 001	GREEN 012
GREY 018	ORANGE 001	PURPLE 001	WHITE 001

Woods

ASH 008	BEECH 003	MAPLE 002	OAK 006
STAVE WOOD 001	WALNUT 001	WENGE 001	ZEBRANO 001



IMPORTANT INFORMATION

Fabric restrictions

Certain soft seating fabrics listed in this guide may not be suitable for use on all soft seating products. We reserve the right to reject orders to make products in selected fabrics if we believe that the fabric is inappropriate for use due to 'fit and form' unsuitability. In this instance we will always recommend a similar fabric that is more suitable for use on that particular product.

Fabric bands

Please contact our sales team for a price if your preferred fabric choice is not listed. Please make sure you check the suitability of a fabric before recommending a product. If two fabrics are used on one item e.g. two-tone, the cost is calculated on higher of the two fabric bands. All orders for leather are priced on application.

Fabric colour variations

Whilst every effort is made, no guarantees are made against the minor variations in the colour of commercial fabrics. All striped fabric will be upholstered vertically unless advised.

Photographed upholstery

While every effort is made to represent colours accurately, we cannot guarantee the colours you see exactly match the colours of the actual fabric due to printing processes.

Measurements

All measurements are in millimeters and can have a tolerance $\pm 12\text{mm}$ on all soft seating. Measurements may vary depending on components used and we reserve the right to change them from time to time.

Customers own fabrics

Fabrics not listed or customer supplied fabrics need to be approved before acceptance of orders. A pattern charge may apply to some fabrics. We reserve the right to reject fabric that we believe to be unsuitable for the product. We are unable to guarantee any product meeting fire regulations or standards which is supplied by a customer.

Ordering

For all made-to-order products, it is our policy that once these products have been ordered they cannot be canceled or amended.

Pricing

All prices shown are in sterling (£) and are subject to current rate of VAT.

Warranty

All products are guaranteed against manufacturing defects, except for upholstery, castors and mechanisms which are subject to usage related wear and tear. The warranty is effective from the day the product leaves the factory and the supplier reserves the right not to apply the warranty in cases of inappropriate use or when a product has been tampered with by a third party or interventions by non-authorised personnel. All complaints concerning the goods must be made in writing and the company shall undertake to repair any product or part of a product that proves to be faulty.



Taavetti Office Furniture Online

The Capitol
431 Union Street
Aberdeen
AB11 6DA

